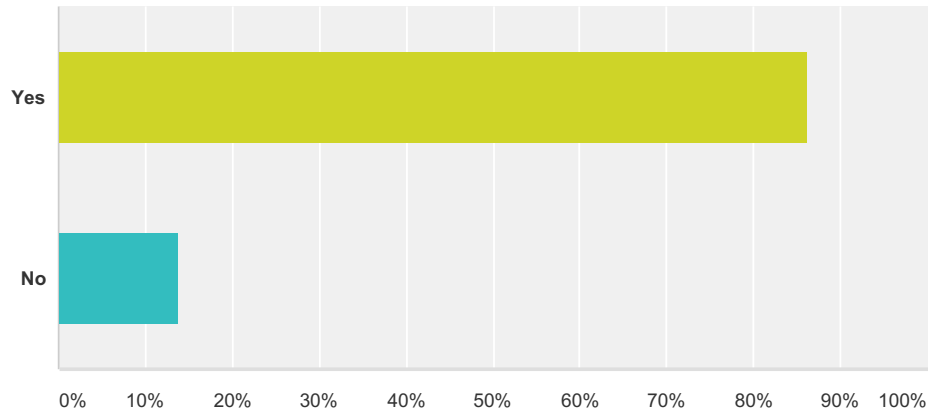


**Q1 Have you participated in Canby Area recreation programs or services during the last 12 months? (ie :Parks,Swim Center, Adult Center etc.)**

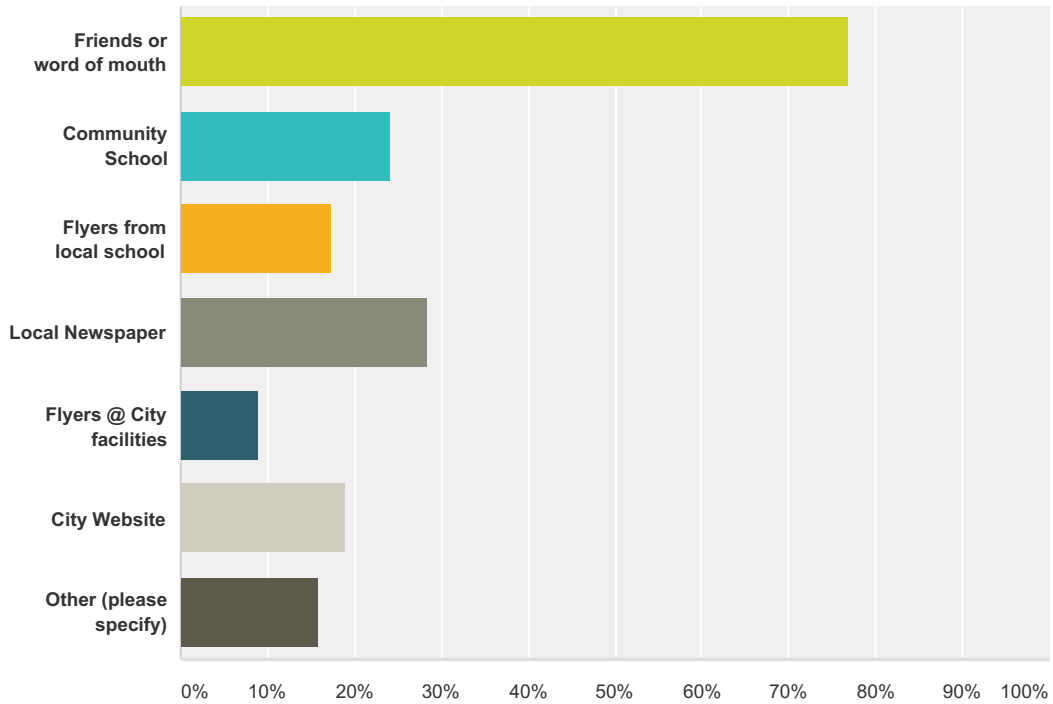
Answered: 210 Skipped: 2



Answer Choices	Responses
Yes	86.19% 181
No	13.81% 29
<b>Total</b>	<b>210</b>

**Q2 If you participated in Canby Area recreation programs and/or services, how did you learn about them? Please check all that apply.**

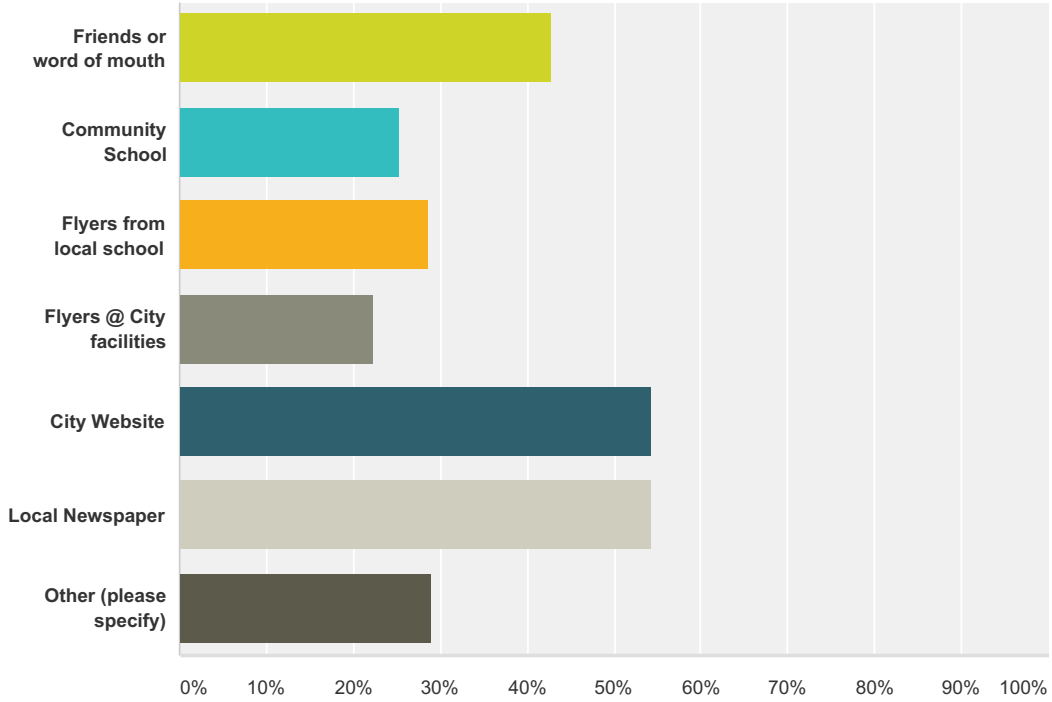
Answered: 190 Skipped: 22



Answer Choices	Responses	Count
Friends or word of mouth	76.84%	146
Community School	24.21%	46
Flyers from local school	17.37%	33
Local Newspaper	28.42%	54
Flyers @ City facilities	8.95%	17
City Website	18.95%	36
Other (please specify)	15.79%	30
<b>Total Respondents: 190</b>		

**Q3 Please tell us how you would prefer to obtain information about park and recreation services. (Check all that apply.)**

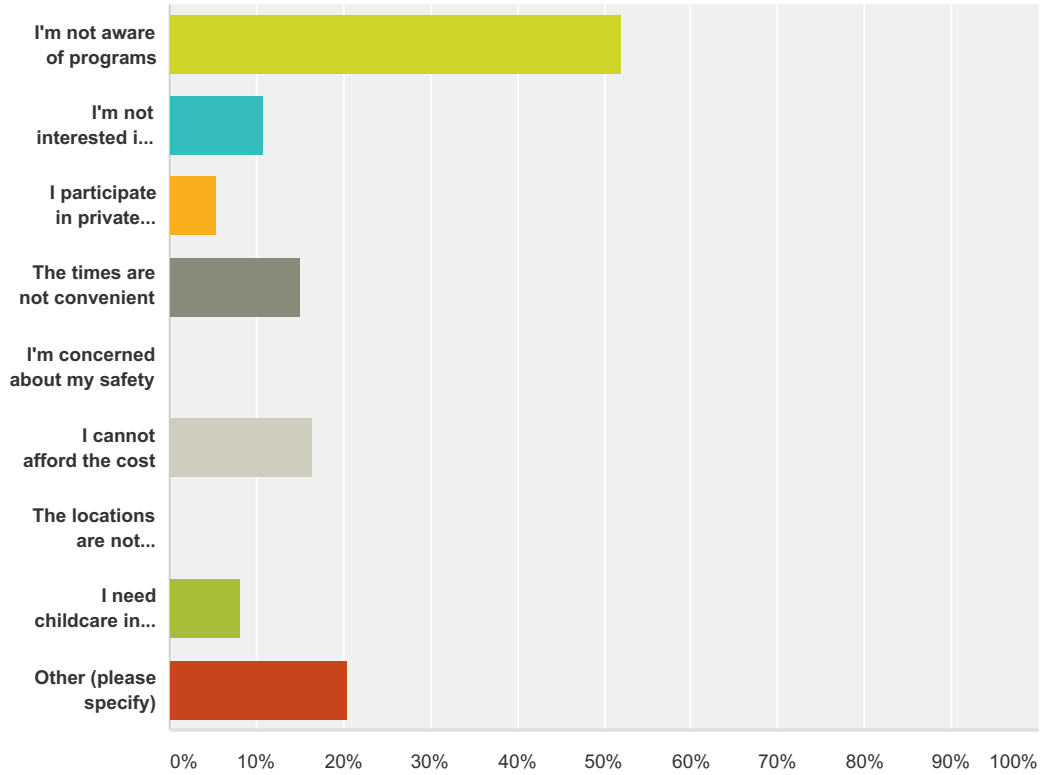
Answered: 210 Skipped: 2



Answer Choices	Responses
Friends or word of mouth	42.86% 90
Community School	25.24% 53
Flyers from local school	28.57% 60
Flyers @ City facilities	22.38% 47
City Website	54.29% 114
Local Newspaper	54.29% 114
Other (please specify)	29.05% 61
<b>Total Respondents: 210</b>	

**Q4 If you did not participate in any Canby Area recreation programs or services, what are you reasons ? (Please check all that apply)**

Answered: 73 Skipped: 139



Answer Choices	Responses	
I'm not aware of programs	52.05%	38
I'm not interested in programs	10.96%	8
I participate in private programs	5.48%	4
The times are not convenient	15.07%	11
I'm concerned about my safety	0.00%	0
I cannot afford the cost	16.44%	12
The locations are not convenient	0.00%	0
I need childcare in order to participate	8.22%	6
Other (please specify)	20.55%	15
<b>Total Respondents: 73</b>		

Canby Area Park and Recreation Survey

**Q5 How many time in one month do you participate in the following activities? Enter number beside activity.**

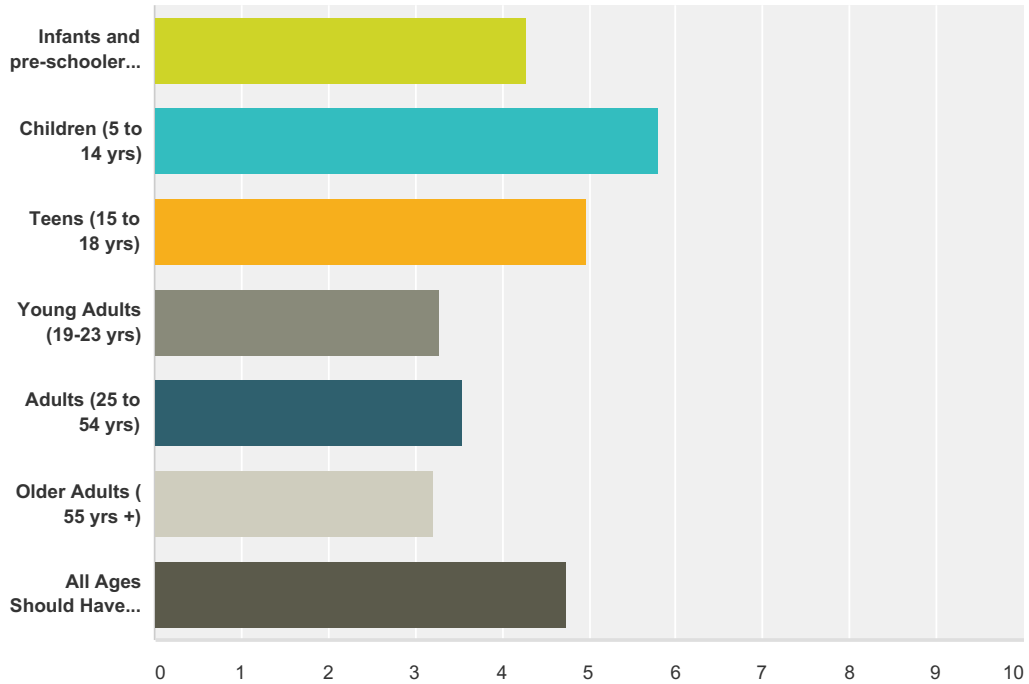
Answered: 203 Skipped: 9

Answer Choices	Responses	
Walking	92.12%	187
Relaxation/Enjoyment of Park	86.70%	176
Family Activities/Picnicking	69.95%	142
Playground Visit/Use	78.82%	160
Basketball	52.22%	106
Golfing	55.17%	112
Organized Sports	57.64%	117
Exercise/Weight Training	64.04%	130
Swimming Outdoors/Indoors	67.98%	138
Recreational Bicycling	66.50%	135
Radio-Controlled Models	46.80%	95
Exercise/Aerobics	57.14%	116
Exercising a Pet	65.02%	132
Baseball/Softball	55.17%	112
BMX Bicycling	46.80%	95
Tennis	51.23%	104
Soccer	52.71%	107
Gardening	67.00%	136
Rollerblading	46.31%	94
Skateboarding	45.81%	93
Disc Golf	49.75%	101
Other	20.69%	42

Canby Area Park and Recreation Survey

**Q6 What age group should receive the highest priority for programs, services and facilities in the future? Please rank each choice from 1 to 7 using 1 for your highest priority and 7 for your lowest priority (or just indicate all ages should have equal priority).**

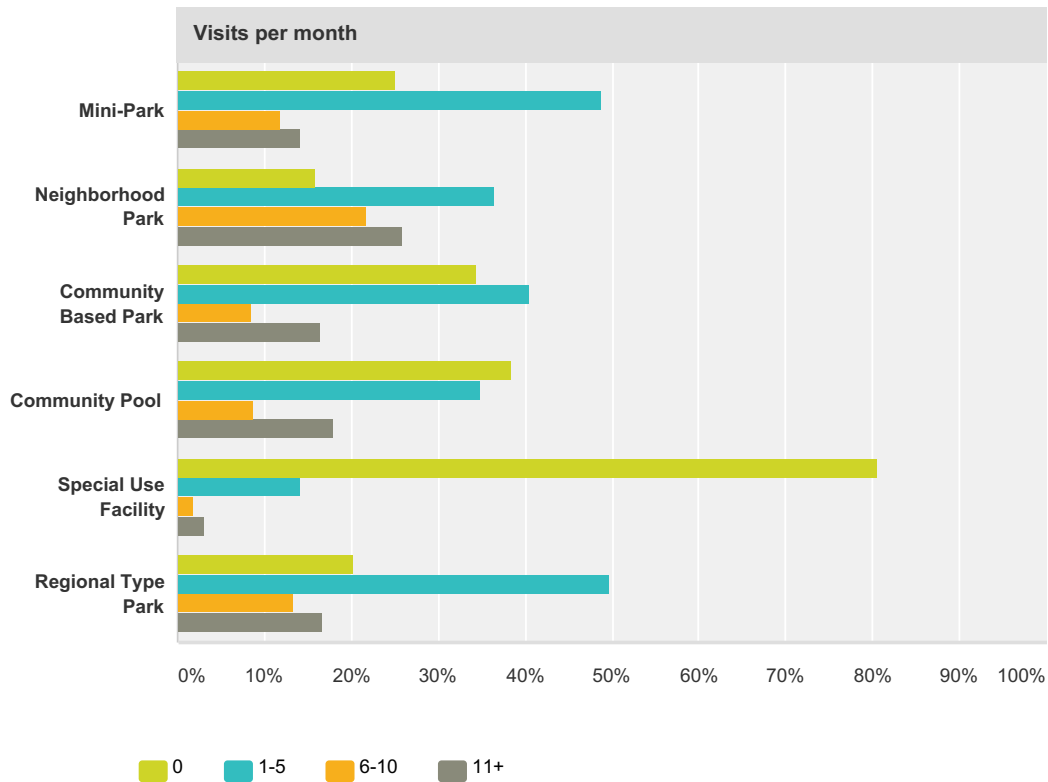
Answered: 201 Skipped: 11



	1	2	3	4	5	6	7	Total	Score
Infants and pre-schoolers (up to 4yrs)	5.98% 7	24.79% 29	22.22% 26	19.66% 23	5.98% 7	9.40% 11	11.97% 14	117	4.29
Children (5 to 14 yrs)	44.92% 53	27.97% 33	13.56% 16	3.39% 4	1.69% 2	3.39% 4	5.08% 6	118	5.81
Teens (15 to 18 yrs)	11.21% 13	30.17% 35	29.31% 34	12.07% 14	9.48% 11	5.17% 6	2.59% 3	116	4.96
Young Adults (19-23 yrs)	1.77% 2	6.19% 7	10.62% 12	18.58% 21	32.74% 37	23.01% 26	7.08% 8	113	3.28
Adults (25 to 54 yrs)	3.42% 4	7.69% 9	15.38% 18	20.51% 24	24.79% 29	22.22% 26	5.98% 7	117	3.54
Older Adults (55 yrs +)	5.17% 6	7.76% 9	10.34% 12	15.52% 18	18.97% 22	25.86% 30	16.38% 19	116	3.22
All Ages Should Have Equal Priority	56.25% 90	1.88% 3	1.25% 2	5.63% 9	1.25% 2	3.13% 5	30.63% 49	160	4.74

**Q7 How often in the last twelve months have you visited the following types of Canby Area Parks? Below are some examples for each park type: Mini Park: Wait Park, Locust St. Park and Arneson Gardens behind Fred Meyer Neighborhood Park: Maple St. Park and Legacy Park Community Based Park: Canby Swim Center Special Use Facility: Canby Adult Center Regional Park: Willamette Wayside along the Willamette River and Molalla River State Park**

Answered: 204 Skipped: 8



Visits per month					
	0	1-5	6-10	11+	Total
Mini-Park	25.00% 46	48.91% 90	11.96% 22	14.13% 26	184
Neighborhood Park	15.87% 30	36.51% 69	21.69% 41	25.93% 49	189
Community Based Park	34.36% 56	40.49% 66	8.59% 14	16.56% 27	163

### Canby Area Park and Recreation Survey

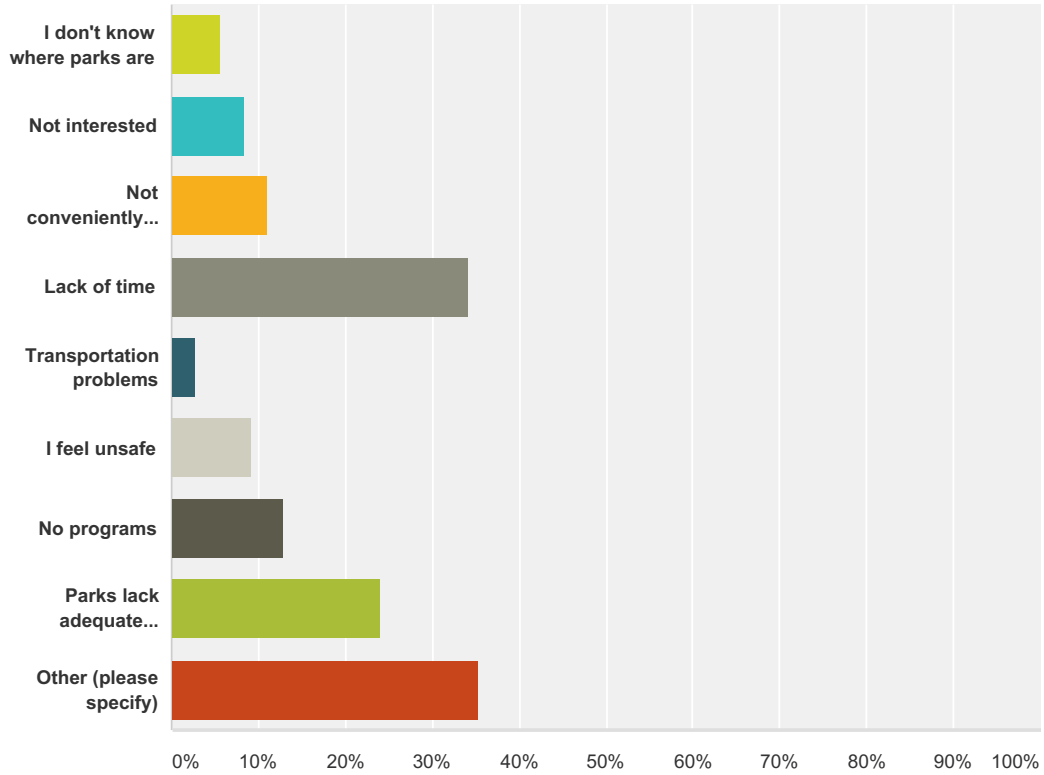
Community Pool	<b>38.37%</b> 66	<b>34.88%</b> 60	<b>8.72%</b> 15	<b>18.02%</b> 31	172
Special Use Facility	<b>80.65%</b> 125	<b>14.19%</b> 22	<b>1.94%</b> 3	<b>3.23%</b> 5	155
Regional Type Park	<b>20.23%</b> 35	<b>49.71%</b> 86	<b>13.29%</b> 23	<b>16.76%</b> 29	173



Canby Area Park and Recreation Survey

**Q8 If you do not use or infrequently use Canby Area parks, what are your reasons? (please check all that apply)**

Answered: 108 Skipped: 104



Answer Choices	Responses	Count
I don't know where parks are	5.56%	6
Not interested	8.33%	9
Not conveniently located	11.11%	12
Lack of time	34.26%	37
Transportation problems	2.78%	3
I feel unsafe	9.26%	10
No programs	12.96%	14
Parks lack adequate facilities	24.07%	26
Other (please specify)	35.19%	38
<b>Total Respondents: 108</b>		

**Q9 If you frequent a park outside of the Canby area, please list the name and location of that park facility.**

Answered: 76 Skipped: 136

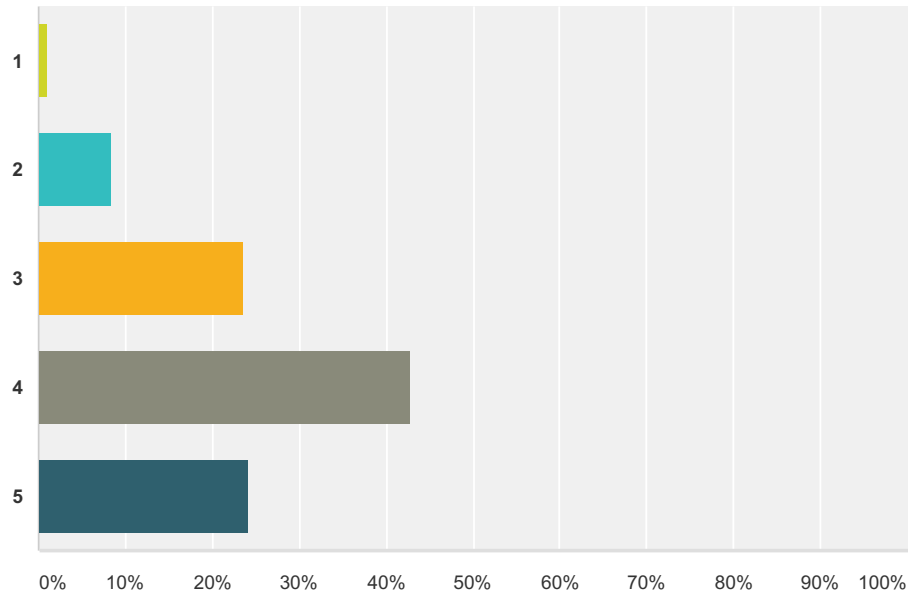
Answer Choices	Responses	
Name	96.05%	73
Location	92.11%	70

**Q10 What particular feature of the above listed facility do yo find most attractive"**

Answered: 85 Skipped: 127

**Q11 On a scale of 1 to 5, with 1 being poor and 5 being excellent, please rate the overall appearance, maintenance and care or parks within the City of Canby?**

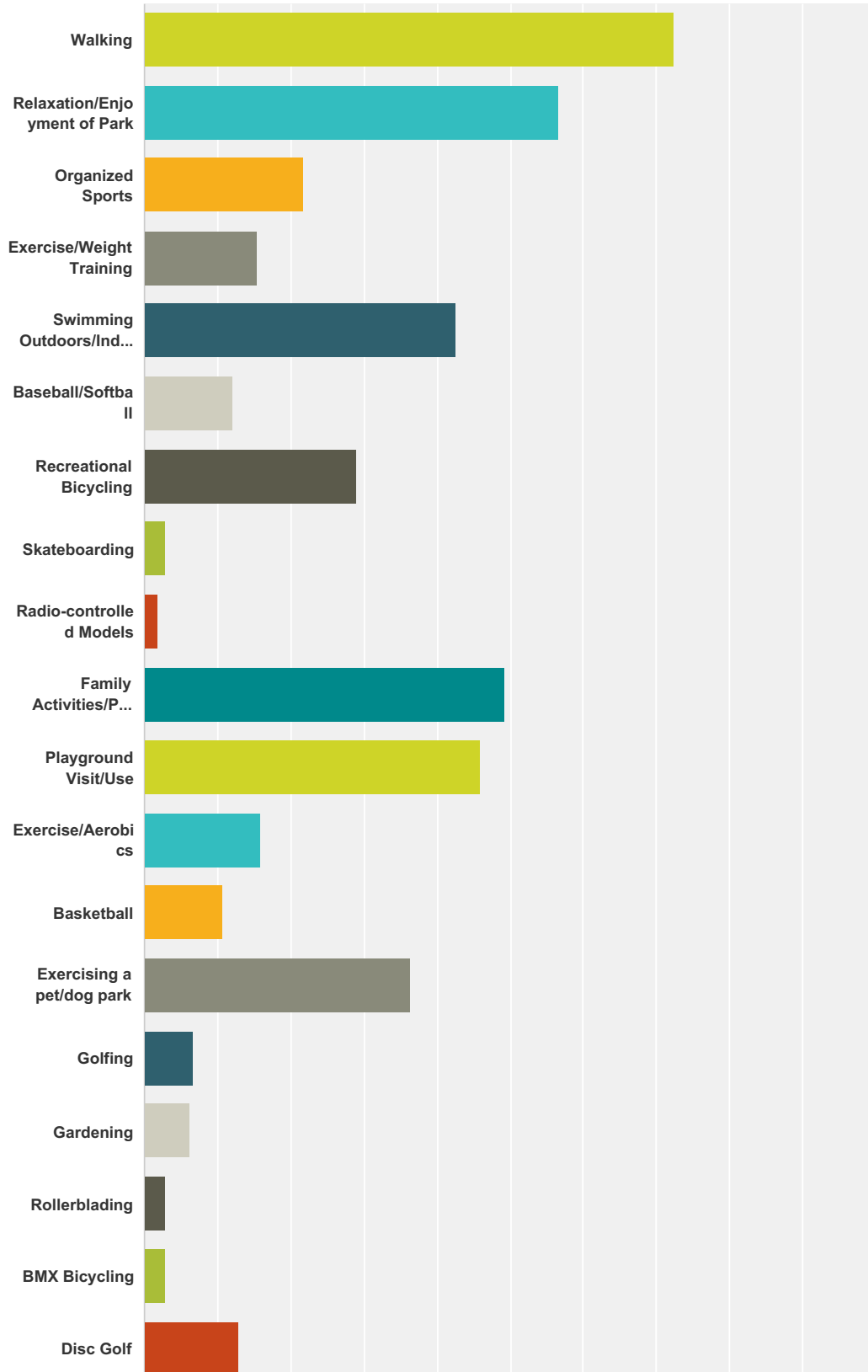
Answered: 203 Skipped: 9



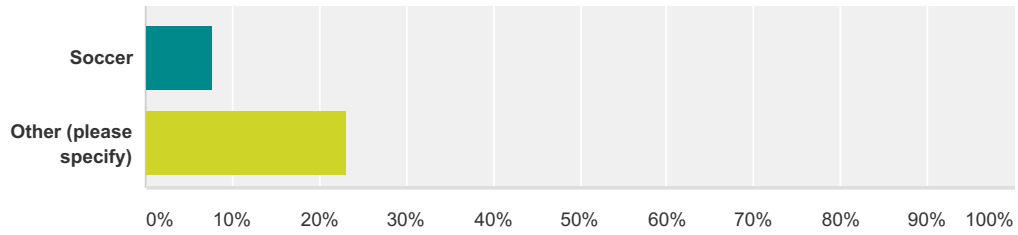
Answer Choices	Responses
1	0.99% 2
2	8.37% 17
3	23.65% 48
4	42.86% 87
5	24.14% 49
<b>Total</b>	<b>203</b>

### Q12 Check up to 5 activities you would most like to do if the facilities were available in Canby Area parks.

Answered: 207 Skipped: 5



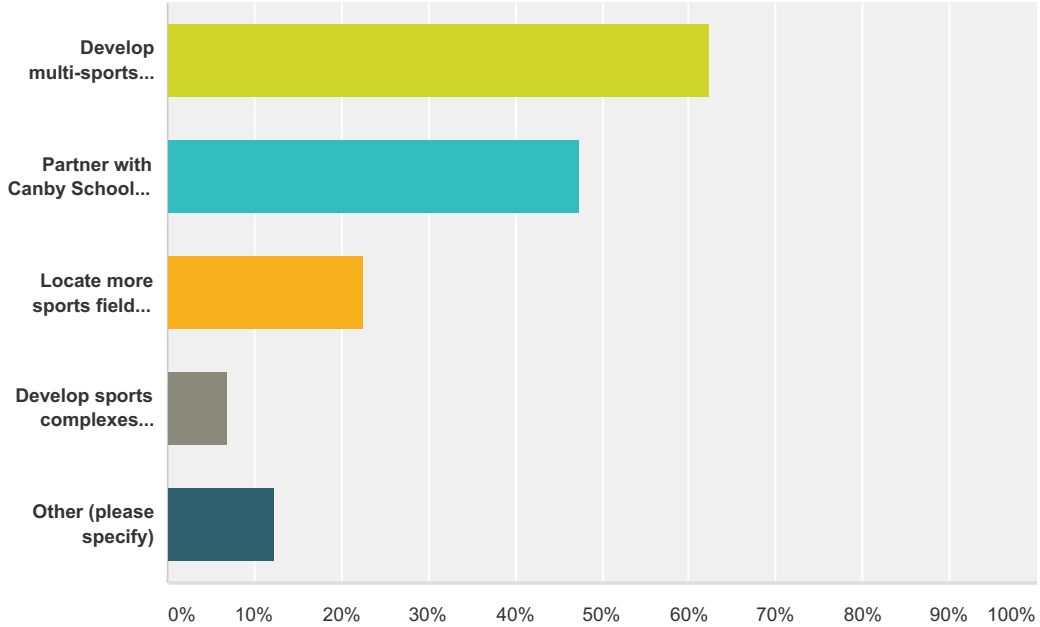
## Canby Area Park and Recreation Survey



Answer Choices	Responses	
Walking	72.46%	150
Relaxation/Enjoyment of Park	56.52%	117
Organized Sports	21.74%	45
Exercise/Weight Training	15.46%	32
Swimming Outdoors/Indoors	42.51%	88
Baseball/Softball	12.08%	25
Recreational Bicycling	28.99%	60
Skateboarding	2.90%	6
Radio-controlled Models	1.93%	4
Family Activities/Picnicking	49.28%	102
Playground Visit/Use	45.89%	95
Exercise/Aerobics	15.94%	33
Basketball	10.63%	22
Exercising a pet/dog park	36.23%	75
Golfing	6.76%	14
Gardening	6.28%	13
Rollerblading	2.90%	6
BMX Bicycling	2.90%	6
Disc Golf	13.04%	27
Soccer	7.73%	16
Other (please specify)	23.19%	48
<b>Total Respondents: 207</b>		

**Q13 How should sports fields (e.g. soccer, baseball, football) in Canby be developed in the future? Check all that apply.**

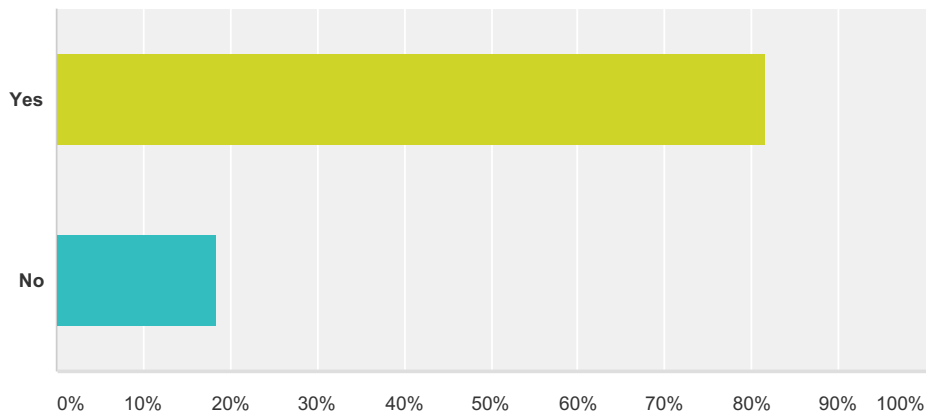
Answered: 186 Skipped: 26



Answer Choices	Responses	
Develop multi-sports complexes	62.37%	116
Partner with Canby School District to increase the number of sports fields on school property	47.31%	88
Locate more sports fields evenly throughout Canby	22.58%	42
Develop sports complexes dedicated to one sport only	6.99%	13
Other (please specify)	12.37%	23
<b>Total Respondents: 186</b>		

### Q14 Do you believe the Canby Area needs a community recreation center?

Answered: 207 Skipped: 5

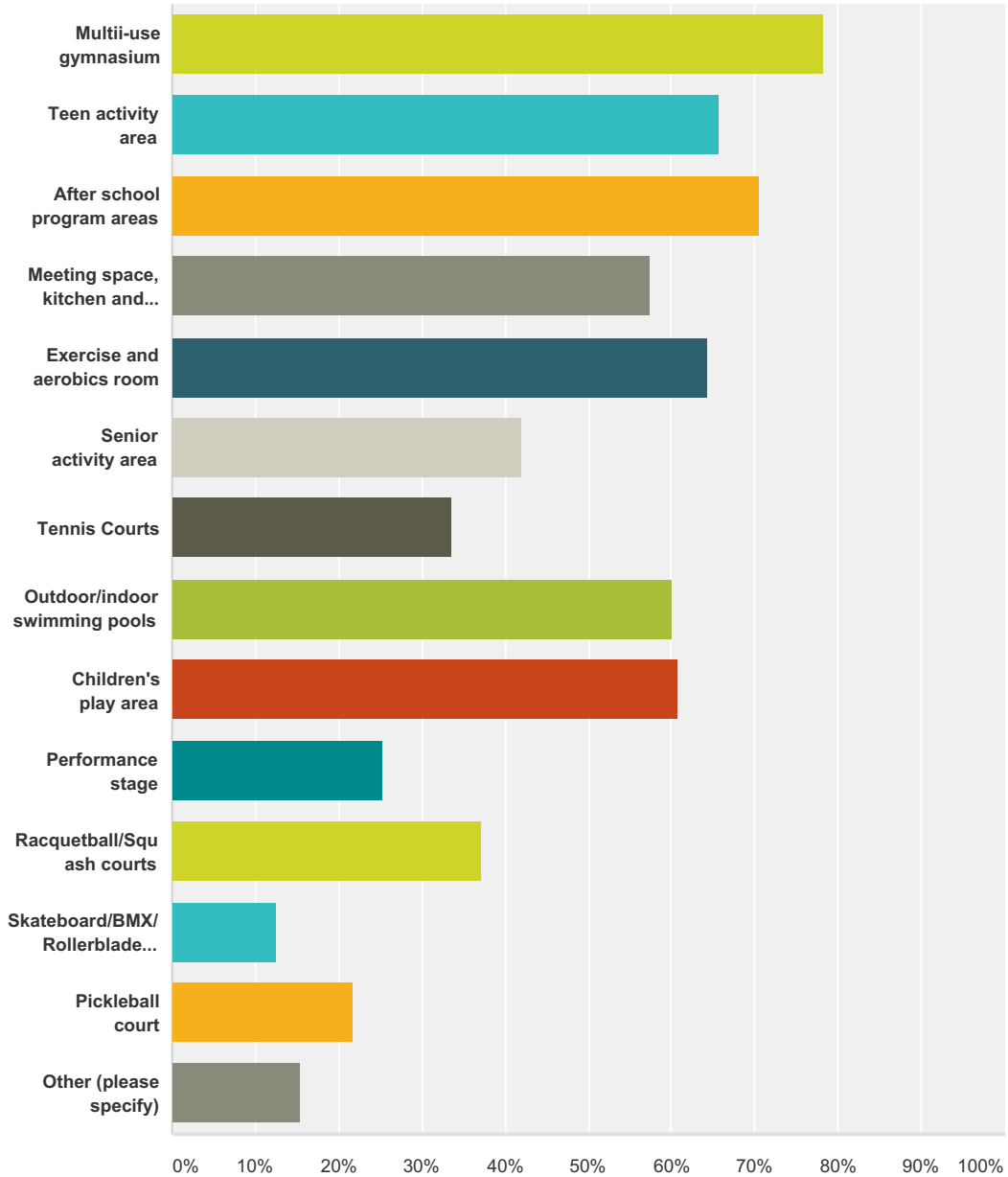


Answer Choices	Responses	
Yes	81.64%	169
No	18.36%	38
<b>Total</b>		<b>207</b>



**Q15 If you answered yes to the above question, what facilities would you like to have included in a community recreation center? You may check more than one.**

Answered: 143 Skipped: 69



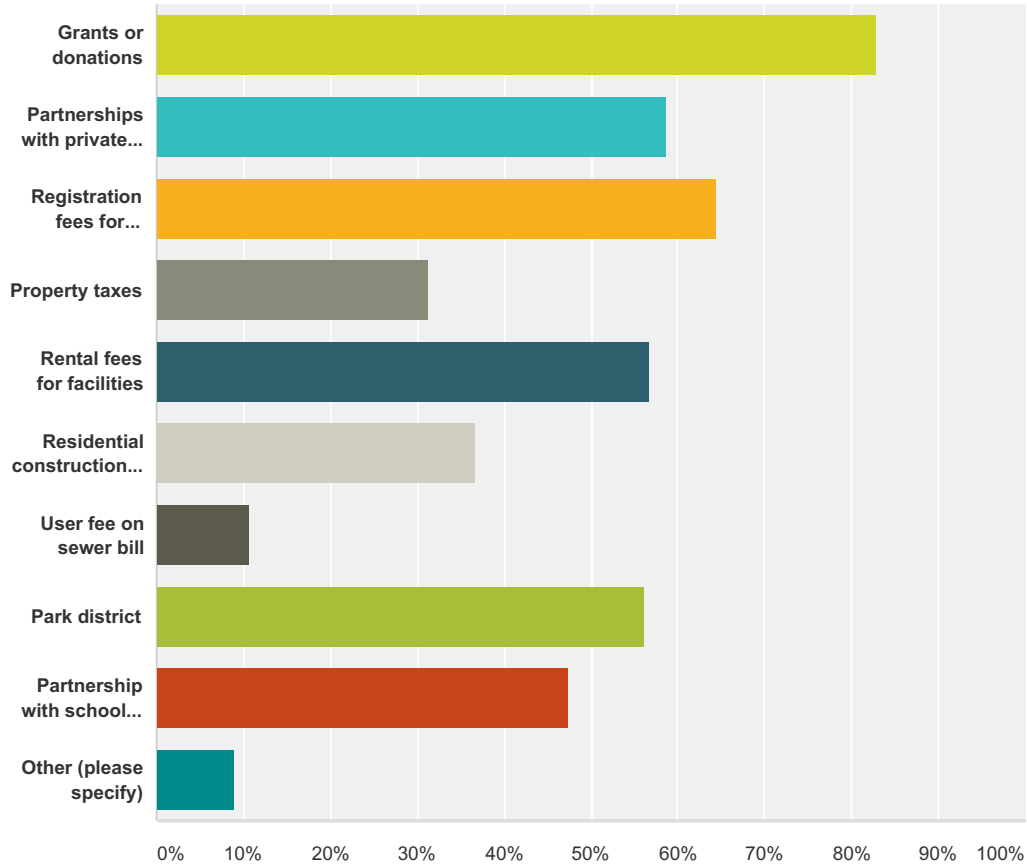
Answer Choices	Responses
Multi-use gymnasium	78.32% 112
Teen activity area	65.73% 94
After school program areas	70.63% 101
Meeting space, kitchen and classrooms	57.34% 82

## Canby Area Park and Recreation Survey

Exercise and aerobics room	<b>64.34%</b>	92
Senior activity area	<b>41.96%</b>	60
Tennis Courts	<b>33.57%</b>	48
Outdoor/indoor swimming pools	<b>60.14%</b>	86
Children's play area	<b>60.84%</b>	87
Performance stage	<b>25.17%</b>	36
Racquetball/Squash courts	<b>37.06%</b>	53
Skateboard/BMX/Rollerblade park	<b>12.59%</b>	18
Pickleball court	<b>21.68%</b>	31
Other (please specify)	<b>15.38%</b>	22
<b>Total Respondents: 143</b>		

**Q16 How should facilities, programs and services be provided/funded by Canby in the future? You may check more than one.**

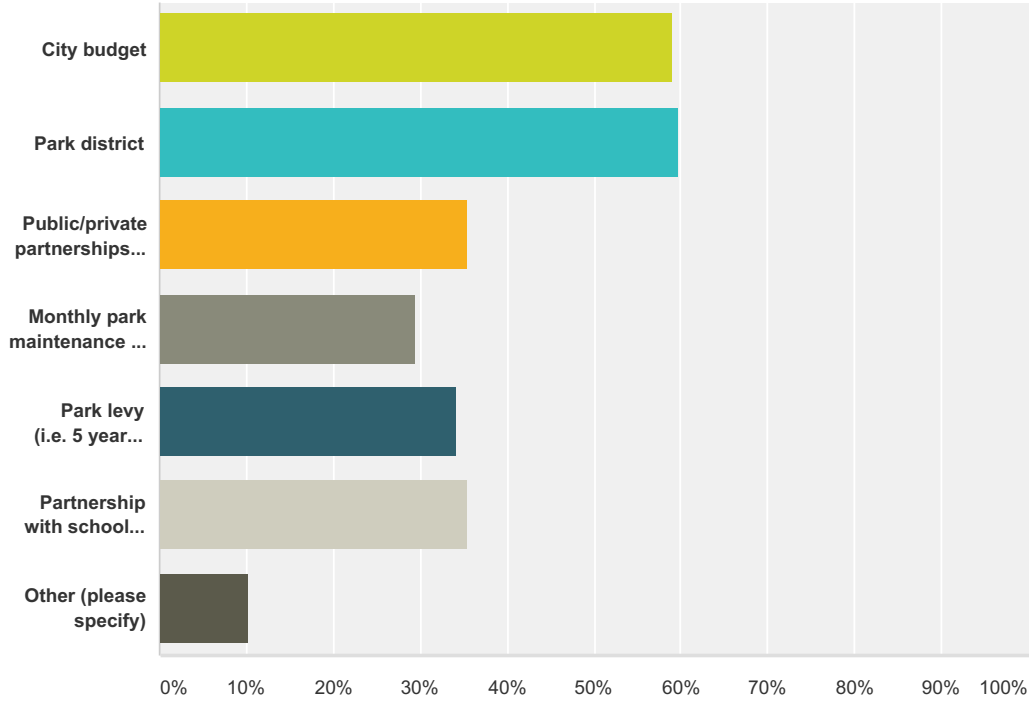
Answered: 169 Skipped: 43



Answer Choices	Responses
Grants or donations	82.84% 140
Partnerships with private recreation providers	58.58% 99
Registration fees for classes and activities	64.50% 109
Property taxes	31.36% 53
Rental fees for facilities	56.80% 96
Residential construction tax/developer impact fees	36.69% 62
User fee on sewer bill	10.65% 18
Park district	56.21% 95
Partnership with school district	47.34% 80
Other (please specify)	8.88% 15
<b>Total Respondents: 169</b>	

**Q17 How should future park maintenance be funded? You may check more than one box.**

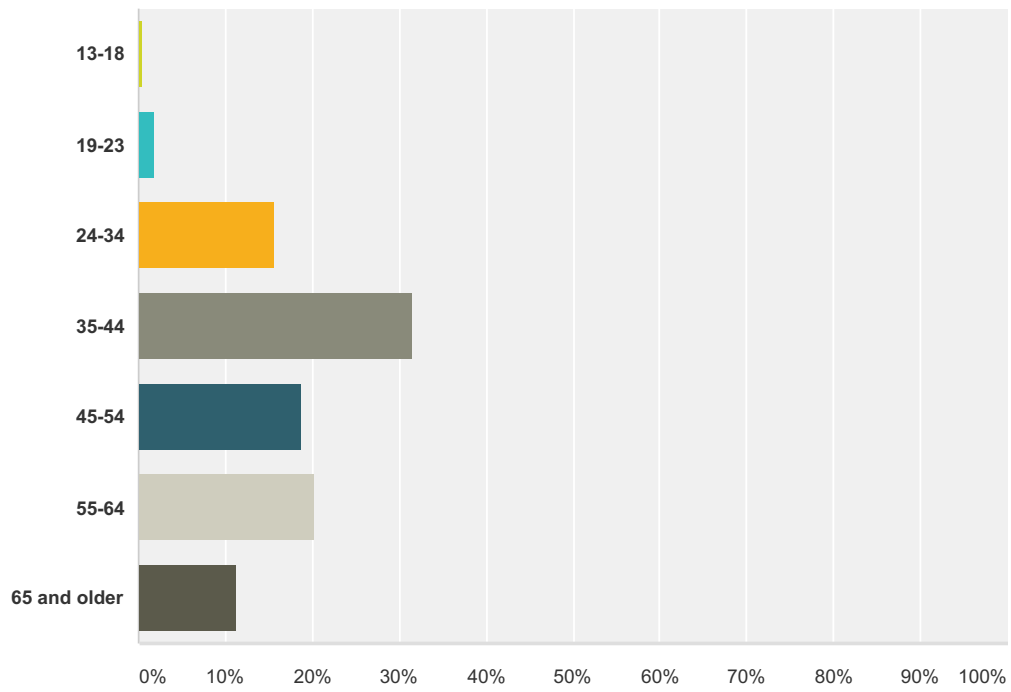
Answered: 166 Skipped: 46



Answer Choices	Responses
City budget	59.04% 98
Park district	59.64% 99
Public/private partnerships (city owns park facility, private entity or non-profit maintains)	35.54% 59
Monthly park maintenance fee dedicated to park maintenance only (like city street maintenance fee)	29.52% 49
Park levy (i.e. 5 year voter approved funding)	34.34% 57
Partnership with school district	35.54% 59
Other (please specify)	10.24% 17
<b>Total Respondents: 166</b>	

**Q18 What is your age group? Choose one of the following options:**

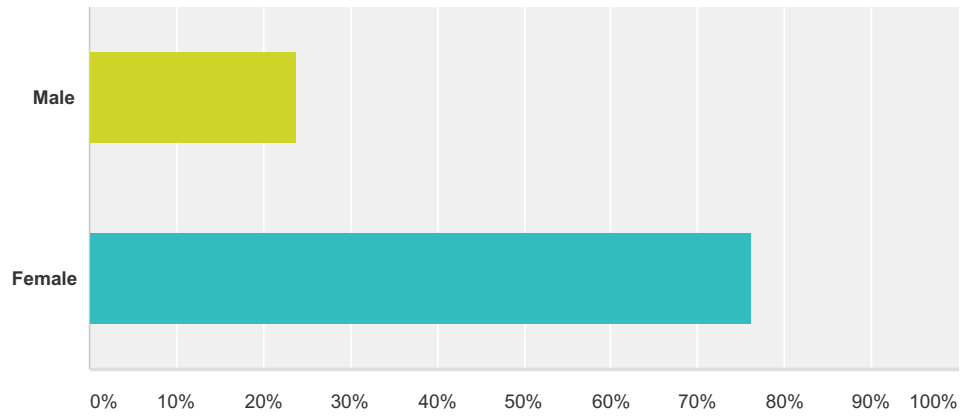
Answered: 212 Skipped: 0



Answer Choices	Responses	
13-18	0.47%	1
19-23	1.89%	4
24-34	15.57%	33
35-44	31.60%	67
45-54	18.87%	40
55-64	20.28%	43
65 and older	11.32%	24
<b>Total</b>		<b>212</b>

### Q19 What is your gender?

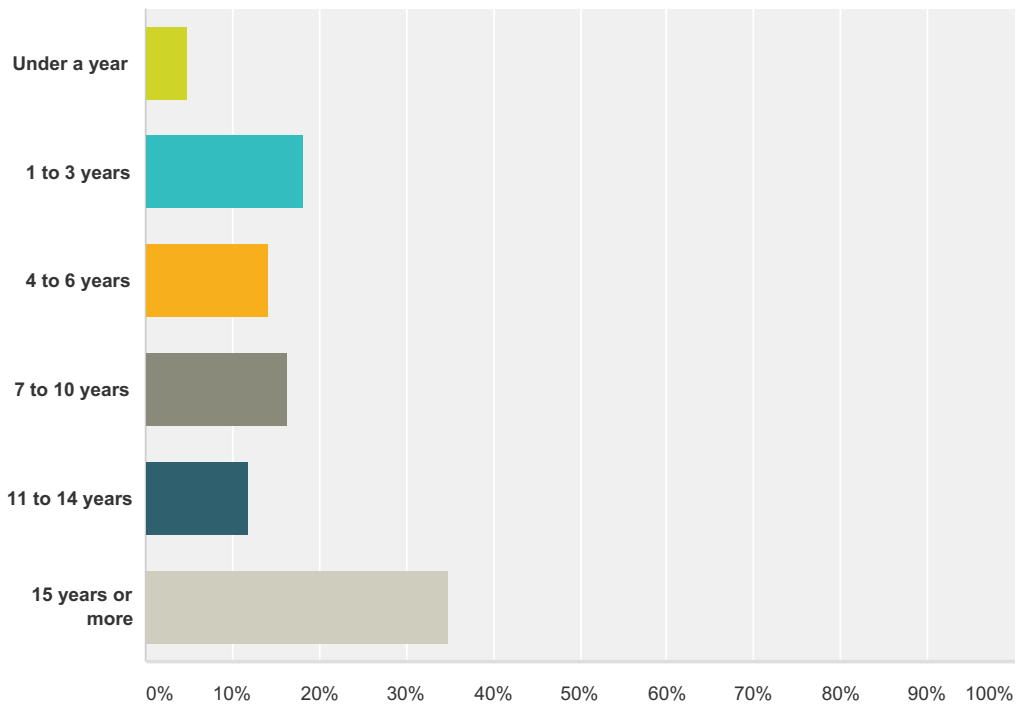
Answered: 211 Skipped: 1



Answer Choices	Responses
Male	23.70% 50
Female	76.30% 161
<b>Total</b>	<b>211</b>

### Q20 How long have you lived where you currently reside?

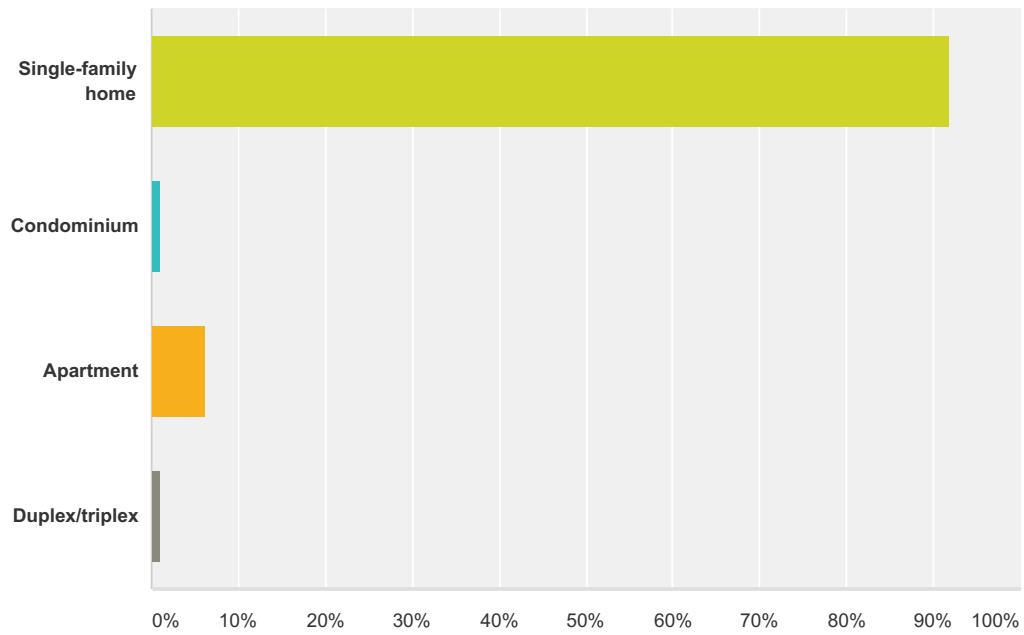
Answered: 210 Skipped: 2



Answer Choices	Responses
Under a year	4.76% 10
1 to 3 years	18.10% 38
4 to 6 years	14.29% 30
7 to 10 years	16.19% 34
11 to 14 years	11.90% 25
15 years or more	34.76% 73
<b>Total</b>	<b>210</b>

### Q21 Do you reside in a single-family home, condominium or apartment?

Answered: 210 Skipped: 2

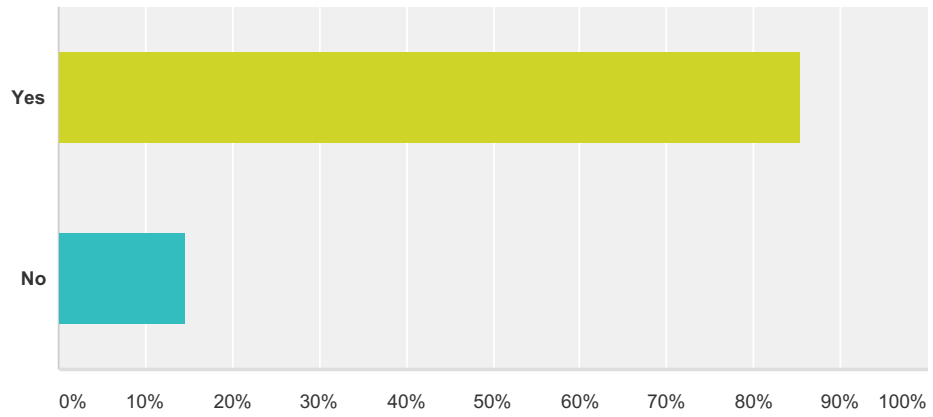


Answer Choices	Responses	
Single-family home	91.90%	193
Condominium	0.95%	2
Apartment	6.19%	13
Duplex/triplex	0.95%	2
<b>Total</b>		<b>210</b>



### Q22 Are you a homeowner?

Answered: 211 Skipped: 1



Answer Choices	Responses
Yes	85.31% 180
No	14.69% 31
<b>Total</b>	<b>211</b>

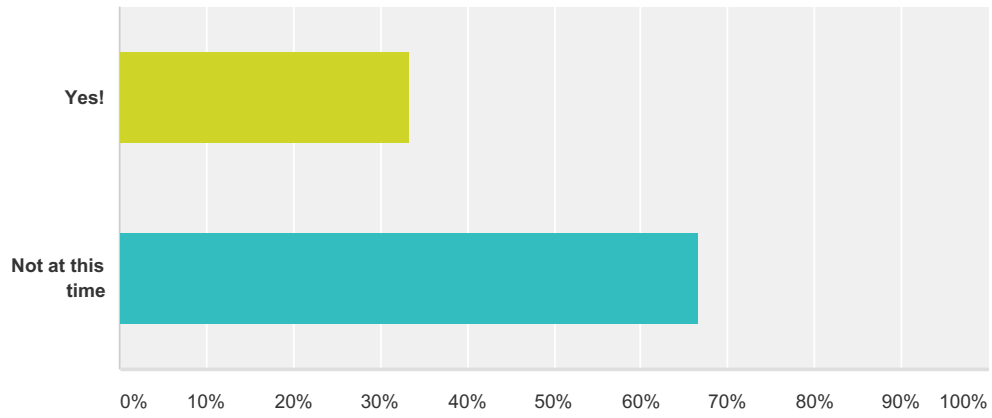
**Q23 Please type in the number of children living in your household:**

Answered: 123 Skipped: 89

Answer Choices	Responses	
Under 6 yrs of age	65.04%	80
6-12 yrs of age	76.42%	94
13-17 yrs of age	64.23%	79

### Q24 I am interested in volunteering to improve parks and recreation in Canby.

Answered: 153 Skipped: 59



Answer Choices	Responses	
Yes!	33.33%	51
Not at this time	66.67%	102
<b>Total</b>		<b>153</b>

**Q25 Is there anything else you would like to tell us about your park and recreation needs?**

Answered: 69 Skipped: 143

**Q26 Please enter your contact information below:**

Answered: 85 Skipped: 127

Answer Choices	Responses	
Name:	100.00%	85
Address:	88.24%	75
Phone:	70.59%	60
Email:	87.06%	74