

AGENDA

CANBY AREA TRANSIT ADVISORY COMMITTEE MEETING

November 21st, 2024 - 6:00 PM

Canby City Hall
Council Chambers
222 NE 2nd Ave
Canby, OR 97013

Zoom for Public View:

<https://us06web.zoom.us/j/85953612055?pwd=ba9LSxEwgL4s4ftc0mChaucjubYLTZ.1>

Meeting ID: 859 5361 2055

Passcode: 224237

1. CALL TO ORDER

- a. Introductions

Paul Waterman

2. CONSENT AGENDA

- a. Approval of Minutes from September 26th, 2024

Paul Waterman

3. PUBLIC INPUT

Open for Public Comment or Input

4. OLD BUSINESS

- a. Staff Update on Minutes from July 25th, 2024
- b. Transit Master Plan Final Update
- c. Transit Building Update

Heidi Muller
Todd Wood
Todd Wood

5. NEW BUSINESS

- a. Operations Report
- b. Salem (Cherriorts) STIF Funding

Heidi Muller
Todd Wood

6. DISCUSSION ITEMS

Open for New Discussion Items

7. ADJOURN

*The meeting location is accessible to persons with disabilities. A request for an interpreter for the hearing impaired or for other accommodations for persons with disabilities should be made at least 48 hours before the meeting. Contact Heidi Muller at 503-266-0717 or mullerh@canbyoregon.gov.

A copy of this Agenda can be found on the City of Canby's web page at:
<https://www.canbyoregon.gov/meetings>

TRANSIT ADVISORY COMMITTEE

September 26, 2024

Presiding: Paul Waterman, Chair

Committee Members Present: Nancy Muller, DeAnna Ball-Karb, Adrienne Carlson, Councilor Stearns

Staff Present: Todd Wood, Transit Director; Heidi Muller, Transit Operations Manager

Others Present: Greg Patton, Álvaro Caviedes, Sarah Omlor

CALL TO ORDER

Chair Waterman called the meeting to order at 6:00 p.m. Introductions of all members and staff followed.

PUBLIC INPUT

No public input was provided.

OLD BUSINESS

A. None

NEW BUSINESS

A. Transit Master Plan Presentation

Álvaro Caviedes from Jarrett Walker and Associates conducted a presentation on the Transit Master Plan (TMP).

Director Wood explained that the TMP is a state-mandated plan required for project funding and must be updated every 5-7 years.

- Discussion Points:
 - Councilor Stearns inquired about the TMP's impact on the city's ability to make changes. It was clarified that projects not included in the TMP may result in the state denying funding.
 - Member Adrienne Carlson joined the meeting during this discussion, establishing a quorum.

- Álvaro presented the TMP process and timeline, mentioning collaboration with Toole Design and EnviroIssues.

Key Questions and Responses:

1. Chair Waterman asked if public data would be available on the city's website. Álvaro confirmed it would be included in the final TMP.
2. Councilor Stearns asked how "low-income" was defined. Álvaro explained it is based on 158% of the federal poverty level.
3. Councilor Stearns asked about the definition of "people of color." Álvaro clarified that this was based on detailed survey responses.
4. Councilor Stearns questioned whether the TMP includes fare structures. Director Wood stated fares are part of the Master Fees Schedule, determined during budget planning and approved by the City Council.
5. Councilor Stearns asked why demographic data such as income and race were included in the TMP. Director Wood explained it ensures a representative sample from the city, particularly given the significant Hispanic and low-income populations. Álvaro added that these demographics highlight vulnerable communities protected under the Constitution and Title VI.
6. Chair Waterman stated that he was excited to see a possible extension of service to Wilsonville as he and others would commute for work. Director Wood stated that when expanding and extending service can allow for less transfers and ease of commute for all.

CONSENT AGENDA

- **Approval of Meeting Minutes:**
 - July 25, 2024: Minutes were incomplete; staff will follow up at the next meeting.
 - August 6, 2024: Member Muller moved to approve the minutes, seconded by DeAnna Ball-Karb. The motion passed unanimously (4-0).

DISCUSSION ITEMS

Councilor Sterns mentioned the Loop schedule and asked about improvements. Director Wood discussed the schedule making process that has been done and we have tried to adjust the best we can.

ADJOURNMENT

Chair Waterman moved to adjourn the meeting. The meeting was adjourned at 6:55 p.m.

Minutes Prepared By: Heidi Muller

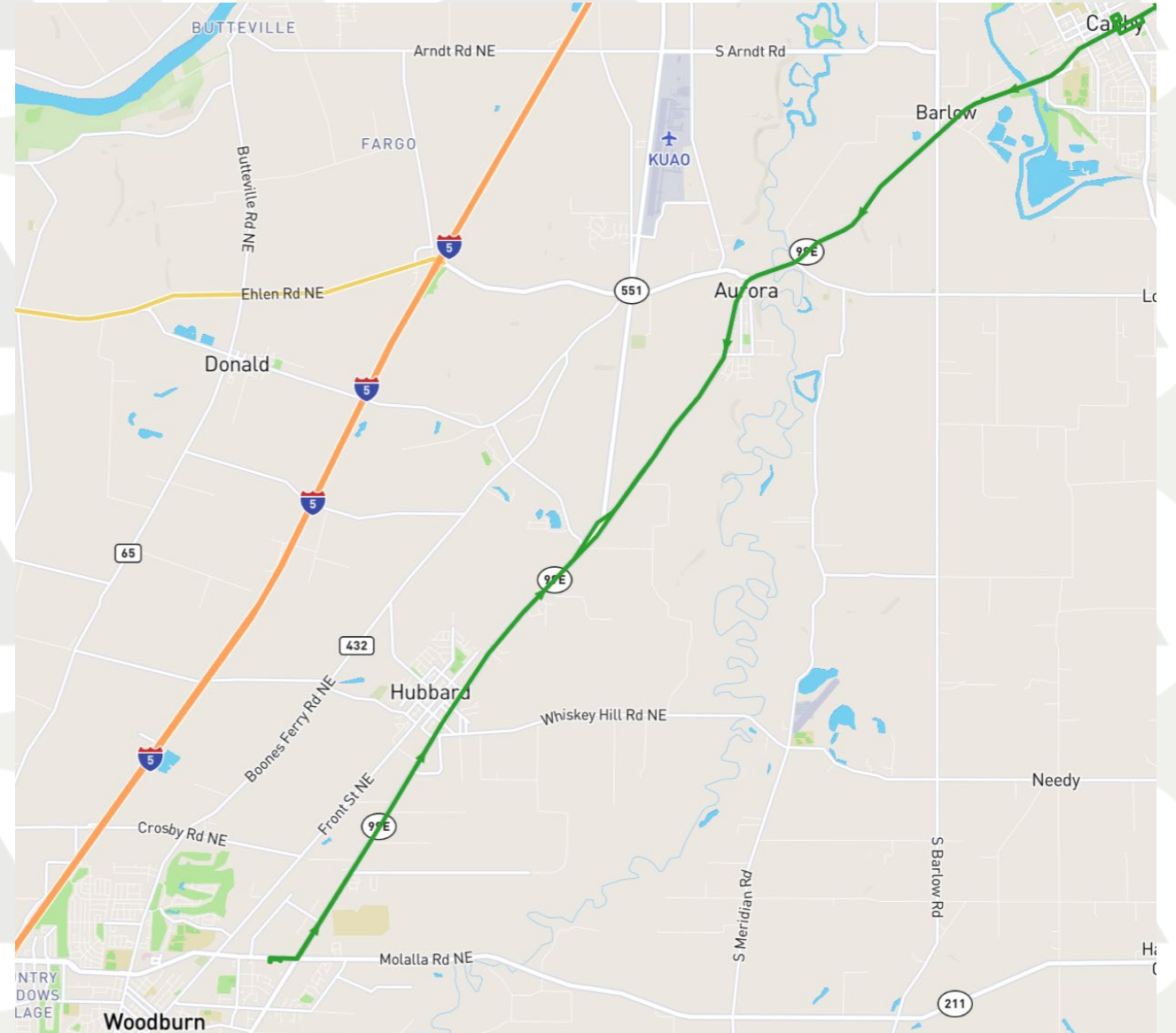
Weekday Ridership by Route or Service										October 2024	
	07-2023	07-2024	08-2023	08-2024	09-2023	09-2024	10-2023	10-2024	Year to Date 2023-2024	Year to Date 2024-2025	Percentage of Change
Fixed-Route											
Route 99X	4,232	4,761	4,915	4,958	4,192	4,317	4,500	5,225	17,839	19,261	7.97%
99X Route Complaints	1	3	-	2	3	3	-	2	4	10	150.00%
99X Route Preventable Accidents	1	-	-	-	-	-	-	-	1	-	-100.00%
99X Route rides per hour	5.42	5.65	5.66	5.83	5.54	5.60	5.31	5.92	5.48	5.75	4.88%
99X Route rides per mile	3.81	4.43	3.74	4.19	4.31	4.40	4.60	4.19	4.12	4.30	4.56%
City Circulator Route	1,207	1,807	1,642	1,741	1,731	1,900	1,722	2,166	6,302	7,614	20.82%
Circulator Route Complaints	-	-	-	1	-	1	1	1	1	3	200.00%
Circulator Route Preventable Accidents	-	-	-	-	-	-	-	-	-	-	#DIV/0!
Circulator Route rides per hour	4.94	6.83	5.81	6.56	7.07	7.99	6.39	7.99	6.05	7.34	21.31%
Circulator Route rides per mile	2.94	2.22	2.52	2.24	2.06	1.88	2.28	1.88	2.45	2.06	-16.12%
Demand Response											
Dial-A-Ride (ADA)	746	804	798	814	705	764	779	885	3,028	3,267	7.89%
Dial-A-Ride (General Public)	140	99	177	99	126	71	134	73	577	342	-40.73%
Denied Trips (ADA)	-	-	-	-	-	-	-	57	-	57	#DIV/0!
Denied Trips (General Public)	1	-	11	-	34	-	19	4	65	4	-93.85%
Same Day Rides	11	6	9	5	15	8	11	5	46	24	-47.83%
Same Day Cancelations	105	101	116	110	101	109	107	129	429	449	4.66%
No Shows	35	36	35	34	25	44	24	36	119	150	26.05%
DAR Complaints	-	2	-	3	-	1	-	-	-	6	#DIV/0!
DAR Preventable Accidents	-	-	-	-	-	-	-	-	-	-	#DIV/0!
DAR rides per hour	2.11	2.32	2.28	2.42	2.50	2.39	2.45	2.52	2.34	2.41	3.32%
DAR rides per mile	0.21	0.20	0.23	0.21	0.24	0.18	0.20	0.19	0.22	0.20	-11.36%
Totals											
Total 99X-Route	4,232	4,761	4,915	4,958	4,192	4,317	4,500	5,225	17,839	19,261	7.97%
Total City Circulator Route	1,207	1,807	1,642	1,741	1,731	1,900	1,722	2,166	6,302	7,614	20.82%
Total Demand Response	886	903	975	913	831	835	913	958	3,605	3,609	0.11%
Total - All Rides	6,325	7,471	7,532	7,612	6,754	7,052	7,135	8,349	27,746	30,484	9.87%

Weekend Ridership by Route or Service										October 2024	
	07-2023	07-2024	08-2023	08-2024	09-2023	09-2024	10-2023	10-2024	Year to Date 2023-2024	Year to Date 2024-2025	Percentage of Change
Fixed-Route											
Route 99X	507	407	457	539	513	543	332	535	1,809	2,024	11.89%
99X Route Complaints	-	1	-	-	-	-	-	-	-	1	#DIV/0!
99X Route Preventable Accidents	-	-	-	1	-	-	-	-	-	1	#DIV/0!
99X Route rides per hour	6.63	6.96	7.62	7.35	6.75	9.64	5.61	9.64	6.65	8.40	26.23%
99X Route rides per mile	3.24	3.19	2.83	2.96	3.13	2.35	3.87	2.35	3.27	2.71	-16.99%
City Circulator Route	-	152	-	212	96	175	177	211	273	750	174.73%
Circulator Route Complaints	-	-	-	1	-	-	-	-	-	1	#DIV/0!
Circulator Route Preventable Accidents	-	-	-	-	-	-	-	-	-	-	#DIV/0!
Circulator Route rides per hour	-	3.21	-	3.54	2.87	3.69	3.61	3.69	1.62	3.53	118.06%
Circulator Route rides per mile	-	4.75	-	4.31	5.11	4.10	4.05	4.10	2.29	4.32	88.43%
Demand Response											
Dial-A-Ride (ADA)	90	90	74	133	118	95	104	101	386	419	8.55%
Dial-A-Ride (General Public)	9	7	3	12	6	18	10	10	28	47	67.86%
Denied Trips (ADA)	-	-	-	-	-	-	-	-	-	-	#DIV/0!
Denied Trips (General Public)	2	-	8	-	2	-	-	4	12	4	-66.67%
Same Day Rides	-	3	-	1	-	-	-	-	-	4	#DIV/0!
Same Day Cancelations	14	16	16	12	7	10	10	16	47	54	14.89%
No Shows	3	7	3	3	1	1	3	10	10	21	110.00%
DAR Complaints	-	-	-	-	-	-	-	-	-	-	#DIV/0!
DAR Accidents	-	-	-	-	-	-	-	-	-	-	#DIV/0!
DAR rides per hour	1.95	1.82	2.07	2.36	2.93	2.74	2.79	2.25	2.44	2.29	-5.85%
DAR rides per mile	0.34	0.27	0.37	0.29	0.43	0.35	0.39	0.25	0.38	0.29	-24.18%
Totals											
Total 99X-Route	507	407	457	539	513	543	332	535	1,809	2,024	11.89%
Total City Circulator Route	-	152	-	212	96	175	177	211	273	750	174.73%
Total Demand Response	99	97	77	145	124	113	114	111	414	466	12.56%
Total - All Rides	606	656	534	896	733	831	623	857	2,496	3,240	29.81%

Overall Ridership by Route or Service										October 2024	
	07-2023	07-2024	08-2023	08-2024	09-2023	09-2024	10-2023	10-2024	Year to Date 2023-2024	Year to Date 2024-2025	Percentage of Change
Fixed-Route											
Route 99X	4,739	5,168	5,372	5,497	4,705	4,860	4,832	5,760	19,648	21,285	8.33%
Fixed Route Complaints	1	4	-	2	3	3	-	2	4	11	175.00%
Fixed Route Accidents	1	-	-	1	-	-	-	-	1	1	0.00%
Fixed-Route rides per hour	12	13	13	13	12	15	11	16	12.14	14.15	16.58%
Fixed-Route rides per mile	7	8	7	7	7	7	8	7	7.38	7.02	-4.98%
City Circulator Route	1,207	1,959	1,642	1,953	1,827	2,075	1,899	2,377	6,575	8,364	27.21%
Circulator Route Complaints	-	-	-	2	-	1	1	1	1	4	300.00%
Circulator Route Preventable Accidents	-	-	-	-	-	-	-	-	-	-	#DIV/0!
Circulator Route rides per hour	5	10	6	10	10	12	10	12	7.67	10.88	41.74%
Circulator Route rides per mile	3	7	3	7	7	6	6	6	4.74	6.37	34.39%
Demand Response											
Dial-A-Ride (ADA)	836	894	872	947	823	859	883	986	3,414	3,686	7.97%
Dial-A-Ride (General Public)	149	106	180	111	132	89	144	83	605	389	-35.70%
Denied Trips (ADA)	-	-	-	-	-	-	-	57	-	57	#DIV/0!
Denied Trips (General Public)	3	-	19	-	36	-	19	8	77	8	-89.61%
Same Day Rides	11	9	9	6	15	8	11	5	46	28	-39.13%
Same Day Cancelations	119	117	132	122	108	119	117	145	476	503	5.67%
No Shows	38	43	38	37	26	45	27	46	129	171	32.56%
DAR Complaints	-	2	-	3	-	1	-	-	-	6	100.00%
DAR Accidents	-	-	-	-	-	-	-	-	-	-	#DIV/0!
DAR rides per hour	4	4	4	5	5	5	5	5	4.77	4.71	-1.36%
DAR rides per mile	1	0	1	1	1	1	1	0	0.60	0.49	-19.50%
Totals											
Total 99X-Route	4,739	5,168	5,372	5,497	4,705	4,860	4,832	5,760	19,648	21,285	8.33%
Total City Circulator Route	1,207	1,959	1,642	1,953	1,827	2,075	1,899	2,377	6,575	8,364	27.21%
Total Demand Response	985	1,000	1,052	1,058	955	948	1,027	1,069	4,019	4,075	1.39%
Total - All Rides	6,931	8,127	8,066	8,508	7,487	7,883	7,758	9,206	30,242	33,724	11.51%

Canby Service to/from Woodburn:

- From Canby to Woodburn CAT has 11 bus stops both on the Northbound and Southbound side of 99E servicing: Canby, Barlow, Aurora, Hubbard and Woodburn
- CAT 99X Service to/from Woodburn Monday through Friday:
 - 21 scheduled trips to/from Woodburn
 - Total of 462 miles traveled a day
- CAT 99X Service to/from Woodburn on Saturday:
 - Runs 6 scheduled trips to/from Woodburn
 - Total of 132 miles traveled a day



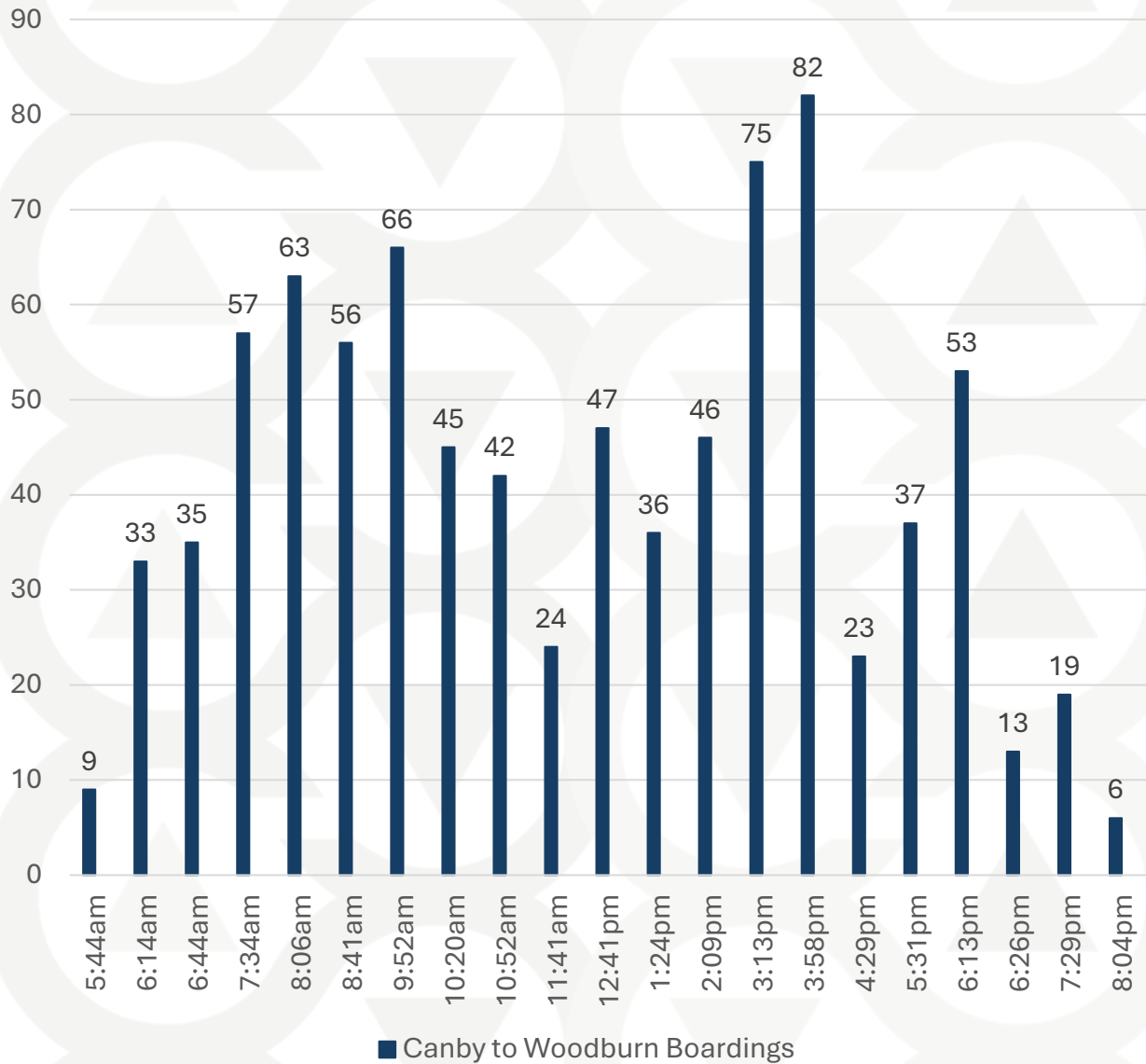
Ridership:

- In Fiscal Year 2023 to 2024 CAT had a total of 58,939 riders on the 99X Service.
- Canby to Woodburn service had 10,074 boardings (riders)
 - 17% of overall ridership
- Woodburn to Canby service had 14,688 boardings (riders)
 - 24% of overall ridership
- Total Ridership of Canby to/from Woodburn was 24,762
 - 42% of the overall 99X ridership

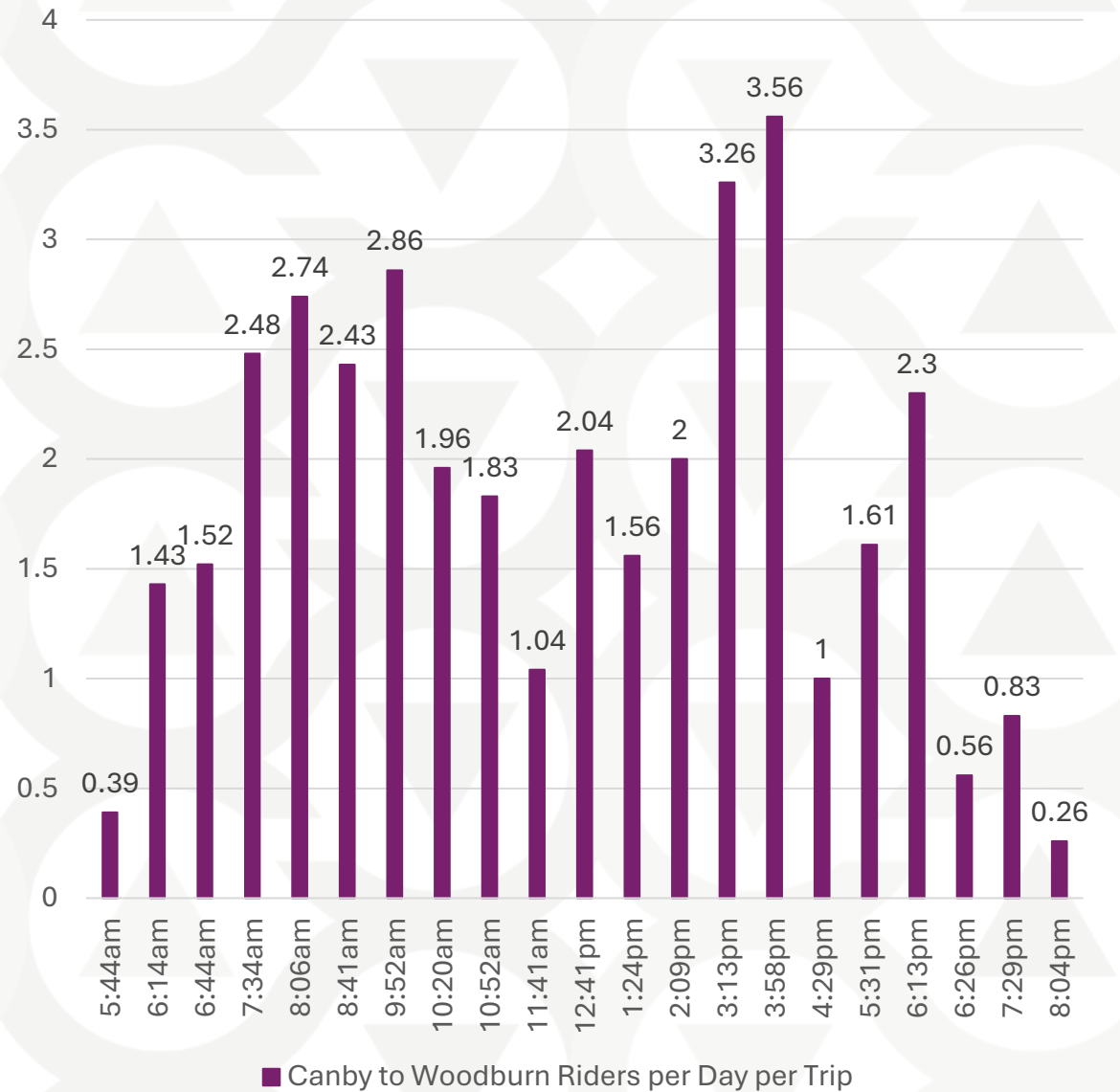
Photo of Woodburn Rider Canelia



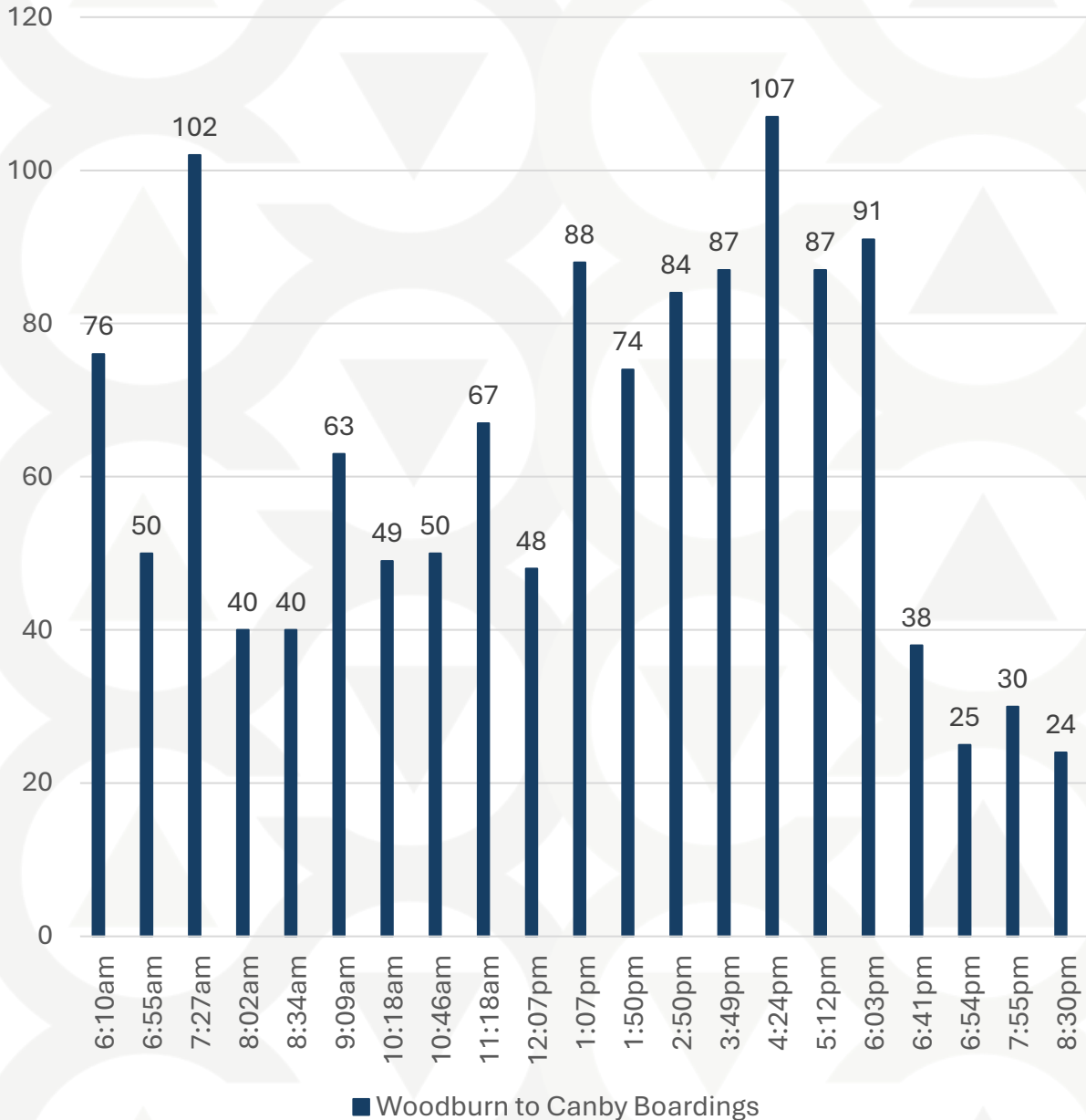
Weekday 99X Canby to Woodburn Total Boardings by Trip for October 2024



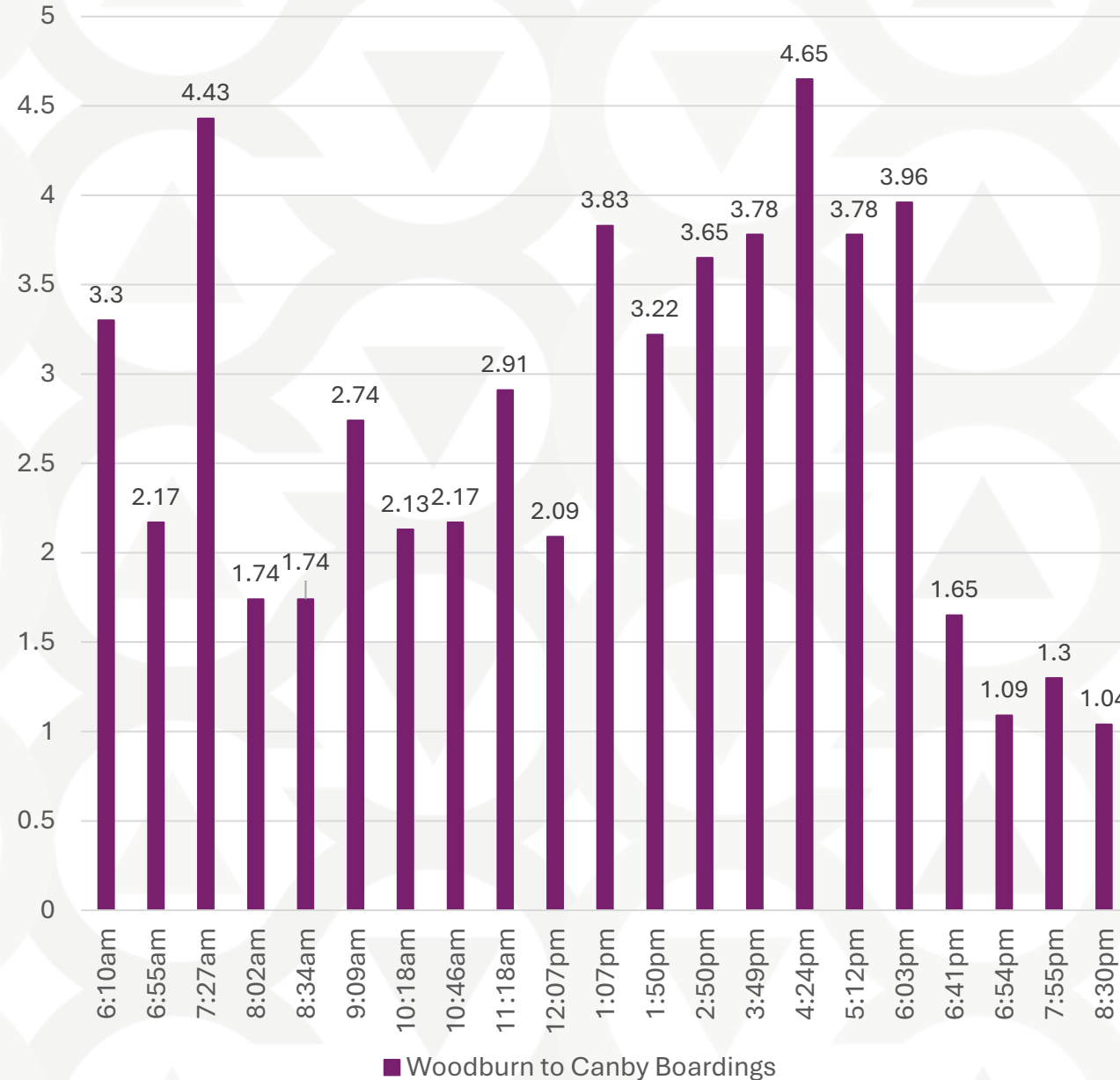
Weekday 99X Canby to Woodburn Riders per Day per Trip



Weekday 99X Woodburn to Canby Total Boardings by Trip for October 2024

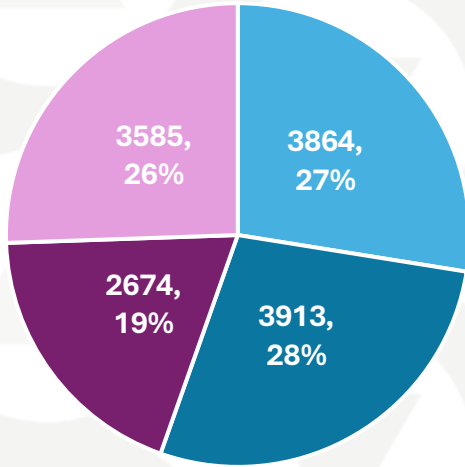


Weekday 99X Woodburn to Canby Riders per Day per Trip



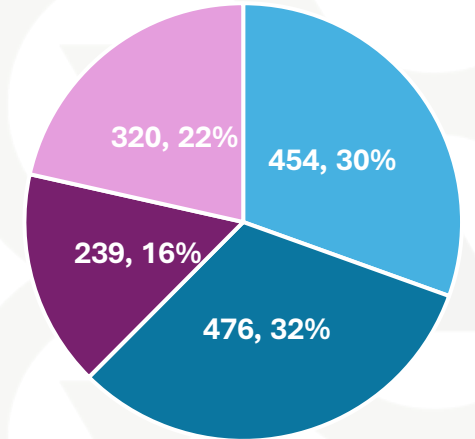
99X Ridership from July to September 2024

99X Weekday Service



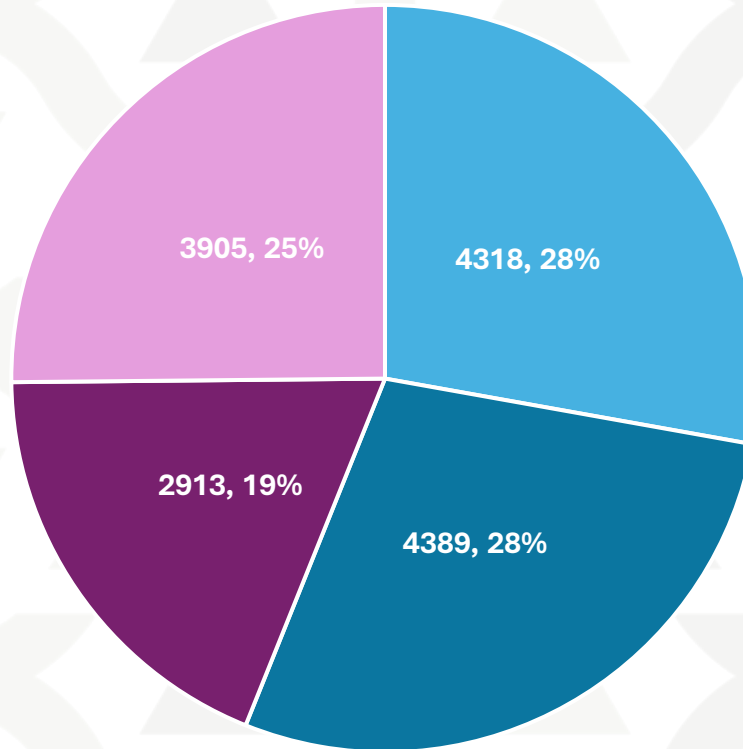
- Canby to Oregon City
- Oregon City to Canby
- Canby to Woodburn
- Woodburn to Canby

99X Weekend Service



- Canby to Oregon City
- Oregon City to Canby
- Canby to Woodburn
- Woodburn to Canby

99X Overall Service



- Canby to Oregon City
- Oregon City to Canby
- Canby to Woodburn
- Woodburn to Canby