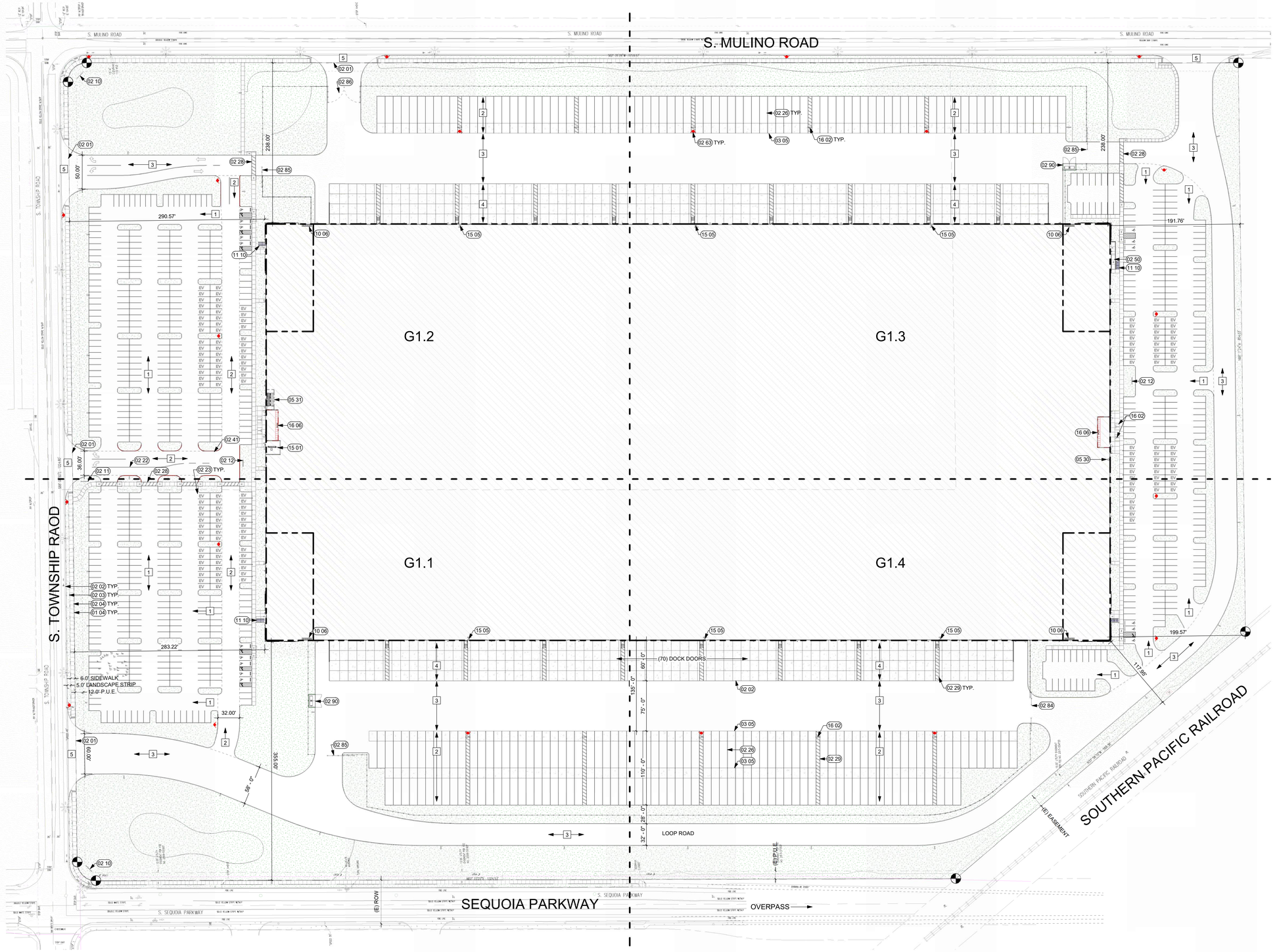

A SITE PLAN
G1.0
1" = 60'-0"

PAVEMENT SECTIONS

(BASED ON 20 YEAR DESIGN LIFE FROM GEO REPORT, DATED 2/19/2024

NON AMENDED SOIL

1. CAR PARKING AND AISLE: 3" A.C. PAVING OVER 10" CRUSHED ROCK OVER COMPACTED SUBGRADE.
2. TRAILER PARKING AREA: 6" A.C. PAVING OVER 16" CRUSHED ROCK OVER COMPACTED SUBGRADE.
3. HEAVY TRUCK MANEUVERING: 7" A.C. PAVING OVER 16.5" CRUSHED ROCK OVER COMPACTED SUBGRADE.
4. LOADING DOCK APRON: 7" UNREINFORCED CONCRETE SLAB ON GRADE OVER 8" CRUSHED ROCK OVER COMPACTED SUBGRADE. CONTROL JOINTS AS SHOWN AT 13.5' AND 15' O.C. MAX.
5. DRIVEWAY APPROACH: 8" CONCRETE SLAB ON GRADE WITH # 4 AT 18" O.C. EACH WAY OVER 7" CRUSHED ROCK OVER COMPACTED SUBGRADE.

KEYNOTE LEGEND

- 01 04 ROW DEDICATION. PROPERTY LINES INLCUDE RIGHT-OF-WAY DEDICATION AS REQUIRED BY THE CONDITIONS OF APPROVAL. MONUMENTS TO BE SET AFTER COMPLETION OF IMPROVEMENTS. COORDINATE TIMING WITH ENGINEER.
- 02 01 CONCRETE DRIVEWAY APPROACH. SEE PUBLIC IMPROVEMENT DRAWINGS.
- 02 02 CURB AND GUTTER. SEE IMROVMENT DRAWINGS.
- 02 03 5.0' LANDSCAPE STRIP WTIH STREET TREES. SEE LANDSCAPE DRAWINGS.
- 02 04 6.0' PUBLIC SIDEWALK. TO BE SPECIFIED IN IMPROVEMENT DRAWINGS.
- 02 10 MONUMENT SIGN. SINGLE-SIDED, SEE DETAIL (-/--). SEE CIVIL FOR GRADING BEHIND WALL.
- 02 11 MONUMENT SIGN. DOUBLE-SIDED, SEE DETAIL (-/--).
- 02 12 WAYFINDING SIGN. BY OTHERS PER OWNER.
- 02 22 AUTO PARKING. 3" WIDE PAINT STRIPE, 9.0'x18.0' TYPICAL SPACE UON. SEE DETAIL(-/--).
- 02 23 EV PARKING. FUTURE ELECTRIC VEHICLE PARKING/CHARGING SPACE. QTY INSTALLED PER STATE REQUIREMENT (20%). CONDUIT PROVIDED FROM ELECTRICAL GEAR FOR FUTURE INSTALLATION AS REQUIRED. SEE ELECTRICAL.

KEYNOTE LEGEND

- 02 26 TRAILER PARKING. 3" WIDE PAINT STRIPING AT 12.0' O.C. MIN. X 55.0' DEPTH PER STALL, TYP.
- 02 28 PEDESTRIAN CONNECTION. 3" WIDE, GRANULAR, SLIP RESISTANT, PAINT STRIPING AT 2.0' O.C., 60 DEGREE ANGLE.
- 02 29 CLEARANCE STRIPING. 3" WIDE PAINT STRIPING, 6.0' WIDE TO INDICATE KEEP CLEAR.
- 02 41 FIRE LANE. VERTICAL CONCRETE CURB PER DETAIL (-/--). PAINT CURB RED OR PROVIDE STENCILING AND SIGNAGE AS APPROVED BY FIRE MARSHAL.
- 02 50 ACCESSIBLE RAMP. CONCRETE RAMP WITH HANDRAIL BOTH SIDES PER DETAIL (-/--). SEE CIVIL FOR GRADES.
- 02 63 HYDRANT. ONSITE PRIVATE FIRE HYDRANT. SEE CIVIL FOR MORE INFORMATION.
- 02 84 GATE. (2) 20' ELECTRIC SLIDING GATES. PROVIDE CONDUIT TO BUILDING FOR LOW VOLTAGE AND POWER. SEE ELECTRICAL. INTERFACE WITH FIRE ALARM AND KNOX BOX TO BE COORDINATED WITH FIRE MARSHAL.
- 02 85 GATE. 40' ELECTRIC SLIDING GATE. PROVIDE CONDUIT TO BUILDING FOR LOW VOLTAGE AND POWER. SEE ELECTRICAL. INTERFACE WITH FIRE ALARM AND KNOX BOX TO BE COORDINATED WITH FIRE MARSHAL.

KEYNOTE LEGEND

- 02 86 GATE. MANUAL SWING GATE TO MATCH FENCING. KNOX BOX TO BE COORDINATED WITH FIRE MARSHAL.
- 02 90 TRASH ENCLOSURE. SEE DETAILS AND ELEVATIONS.
- 03 05 DOLLY PAD. CONCRETE SLAB ON GRADE PER PAVING SECTIONS. . SEE DETAIL (-/--). SEE CIVIL FOR GRADES.
- 05 30 LADDER TO ROOF HATCH ABOVE. SEE DETAIL (-/--).
- 05 31 STEEL STAIR. FREE STANDING STEEL STAIR TO ROOF PER SECTION (-/--). BIDDER DESIGN, BY OTHERS.
- 10 06
- 11 10 BIKE PARKING. SHORT-TERM, EXTERIOR BICYCLE PARKING RACKS (2) BIKE SPACES PER RACK.
- 15 01 FIRE PUMP ROOM. SEE FIRE PROTECTION FOR MORE INFORMATION.
- 15 05 HPFW RISER. HIGH PRESSURE FIRE WATER RISER, SEE CIVIL. COORDINATE WITH FIRE PROTECTION DESIGN.
- 16 02 POLE MOUNTED SITE LIGHTING. SEE ELECTRICAL.
- 16 06 ELECTRICAL ROOM. SEE ELECTRICAL.

GENERAL NOTES

1. PROPERTY LINE BEARINGS AND DISTANCES AS WELL AS SITE AREA CALCULATIONS ARE PROVIDED FOR ZONING AND PERMIT REVIEW ONLY. REAL PROPERTY LEGAL DESCRIPTIONS AND AREA CALCULATIONS ARE TO BE PROVIDED BY A REGISTERED PROFESSIONAL SURVEYOR.
2. THIS PROJECT IS DESIGNED AS A "SHELL" BUILDING, NO OCCUPANCY THIS PERMIT.
3. SEE PAVING SECTIONS THIS SHEET.
4. ALL DIMENSIONS ARE TO FACE OF CONCRET WALLS FACE OF CONCRETE CURBS OR GRID LINES UON.
5. SEE LANDSCAPE PLANS FOR PLANTINGS AND IRRIGATION SPECIFICATIONS.
6. SEE CIVIL DRAWINGS FOR GRADING INFORMATION. PROVIDE POSITIVE DRAINAGE AWAY FROM BUILDING UON.
7. SEE CIVIL DRAWINGS FOR CONNECTION OF UTILITIES OUTSIDE OF BUILDING. COORDINATE ALL DRY UTILITIES WITH SERVICE PROVIDER. CONTRACTOR TO VERIFY LOCATION OF ALL EXISTING UTILITIES, INCLUDING INVERT ELEVATIONS.

VLMK
ENGINEERING + DESIGN
3933 S Kelly Avenue
Portland, Oregon 97239
503.222.4453
VLMK.COM

SEQUOIA LOGISTICS CENTER
Trammell Crow Company

PROJECT NAME
SEQUOIA LOGISTICS CENTER
SHELL BUILDING

2121 SE TOWNSHIP ROAD
CANBY, OR 97013

REVISIONS

	DATE	DESCRIPTION

FOR REFERENCE ONLY
NOT FOR CONSTRUCTION

DATE APRIL 2024

SCALE	PROJ. NO.
AS NOTED	20220551
DRAWN BWH	CHECKED GJB

OVERALL SITE PLAN

G1.0

PROGRESS SET 4.16.24

4/16/2024 2:39:00 PM

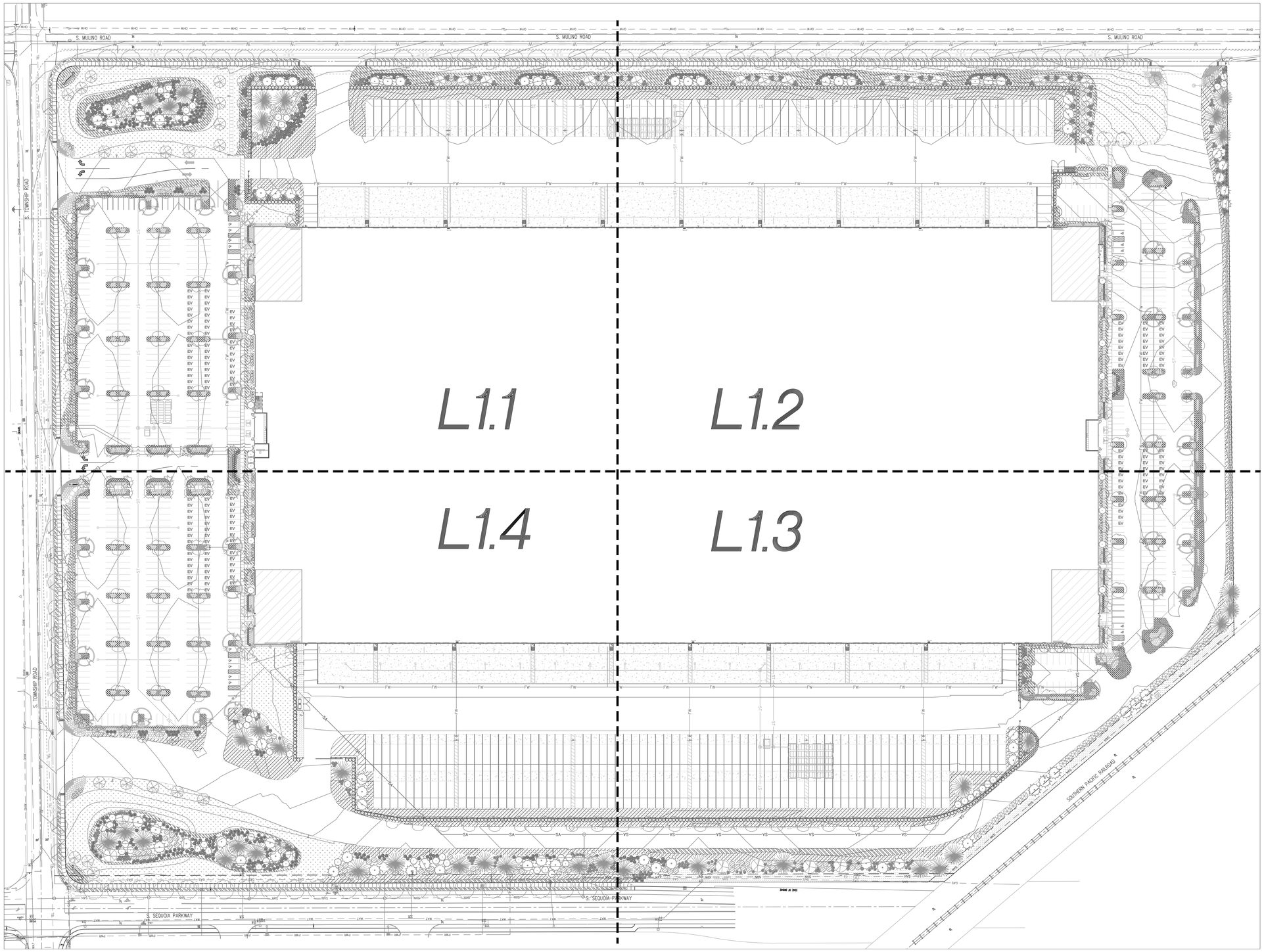

LANDSCAPE PLAN

SCALE 1" = 30'-0"

VLMK
ENGINEERING + DESIGN
3933 SW Kelly Avenue
Portland, Oregon 97239
503.222.4453
VLMK.COM

OTTEN + ASSOCIATES
LANDSCAPE ARCHITECTURE
3933 South Kelly Avenue, Suite B
Portland, OR, 97239
(503) 972-0311
www.ottenla.com

SEQUOIA
LOGISTICS CENTER

Trammell Crow Company

PROJECT NAME
SEQUOIA
LOGISTICS CENTER
SHELL BUILDING

2121 S TOWNSHIP ROAD
CANBY, OR 97013

REVISIONS

	DATE	DESCRIPTION

FOR REFERENCE ONLY
NOT FOR CONSTRUCTION

DATE	APRIL 2024
SCALE	AS NOTED
PROJ. NO.	20220551
DRAWN	
CHECKED	

LANDSCAPE PLAN

L1.0

PROGRESS SET 4.16.24

C:\Users\ex_z_Synology\Drive\Projects\PLANTING\VLMK\Sequoia Logistics (Canby South)\A24-Canby South-LS.dwg - 4/12/2024 11:54 PM

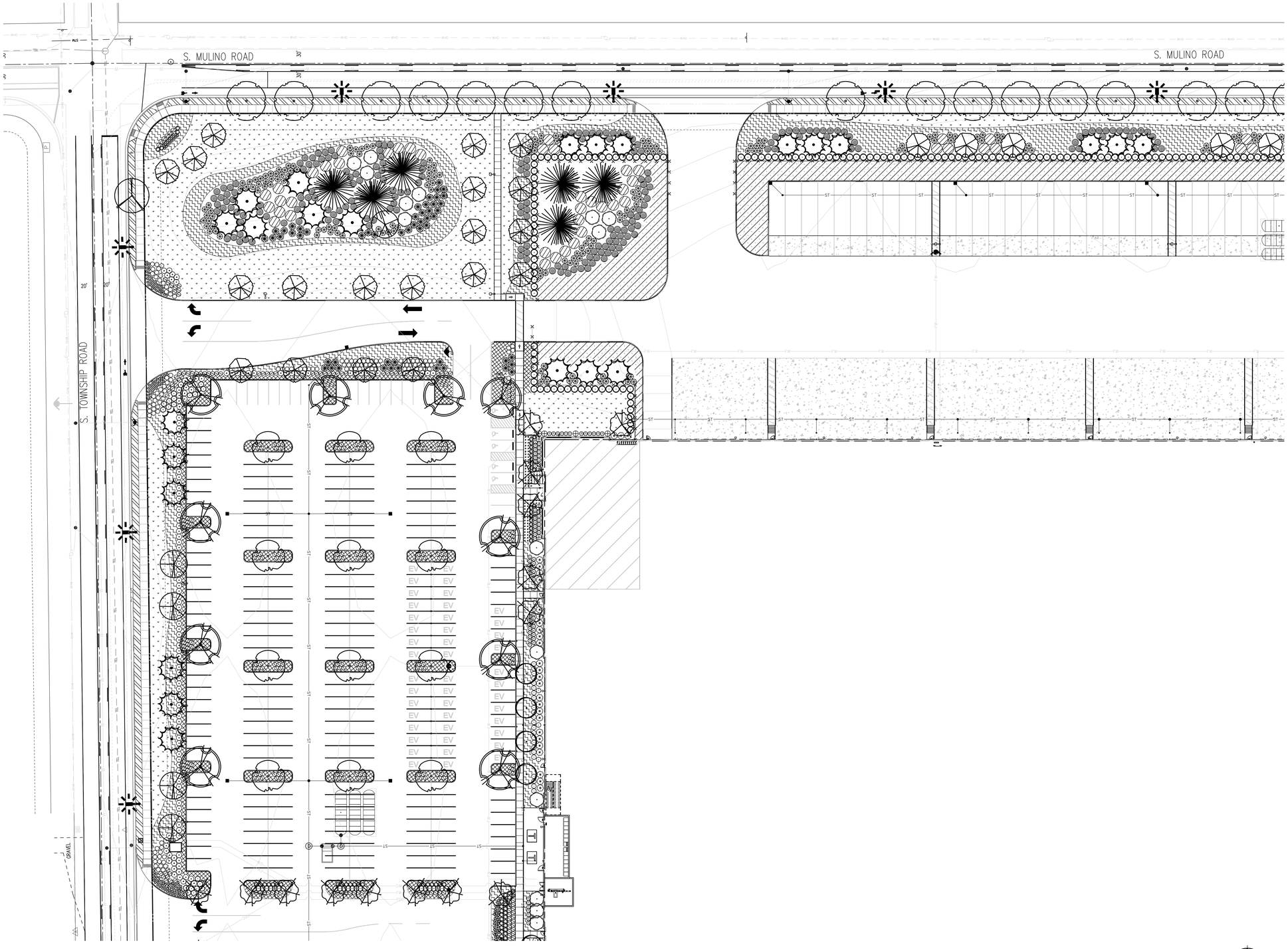

LANDSCAPE PLAN

SCALE 1" = 30'-0"

VLMK
ENGINEERING + DESIGN
3933 SW Kelly Avenue
Portland, Oregon 97239
503.222.4453
VLMK.COM

OTTEN + ASSOCIATES
LANDSCAPE ARCHITECTURE
3933 South Kelly Avenue, Suite B
Portland, OR, 97239
(503) 972-0311
www.ottenla.com

SEQUOIA
LOGISTICS CENTER
Trammell Crow Company

PROJECT NAME
SEQUOIA
LOGISTICS CENTER
SHELL BUILDING

2121 S TOWNSHIP ROAD
CANBY, OR 97013

REVISIONS

	DATE	DESCRIPTION

FOR REFERENCE ONLY
NOT FOR CONSTRUCTION

DATE
APRIL 2024

SCALE	PROJ. NO.
AS NOTED	20220551
DRAWN	CHECKED

LANDSCAPE
PLAN

L1.1

PROGRESS SET 4.16.24

C:\Users\ee_z_\Synology Drive\Projects\PLANTING\VLMK\Sequoia Logistics (Canby South)\A24-Canby South LS .dwg - 4/13/2024 12:16 AM

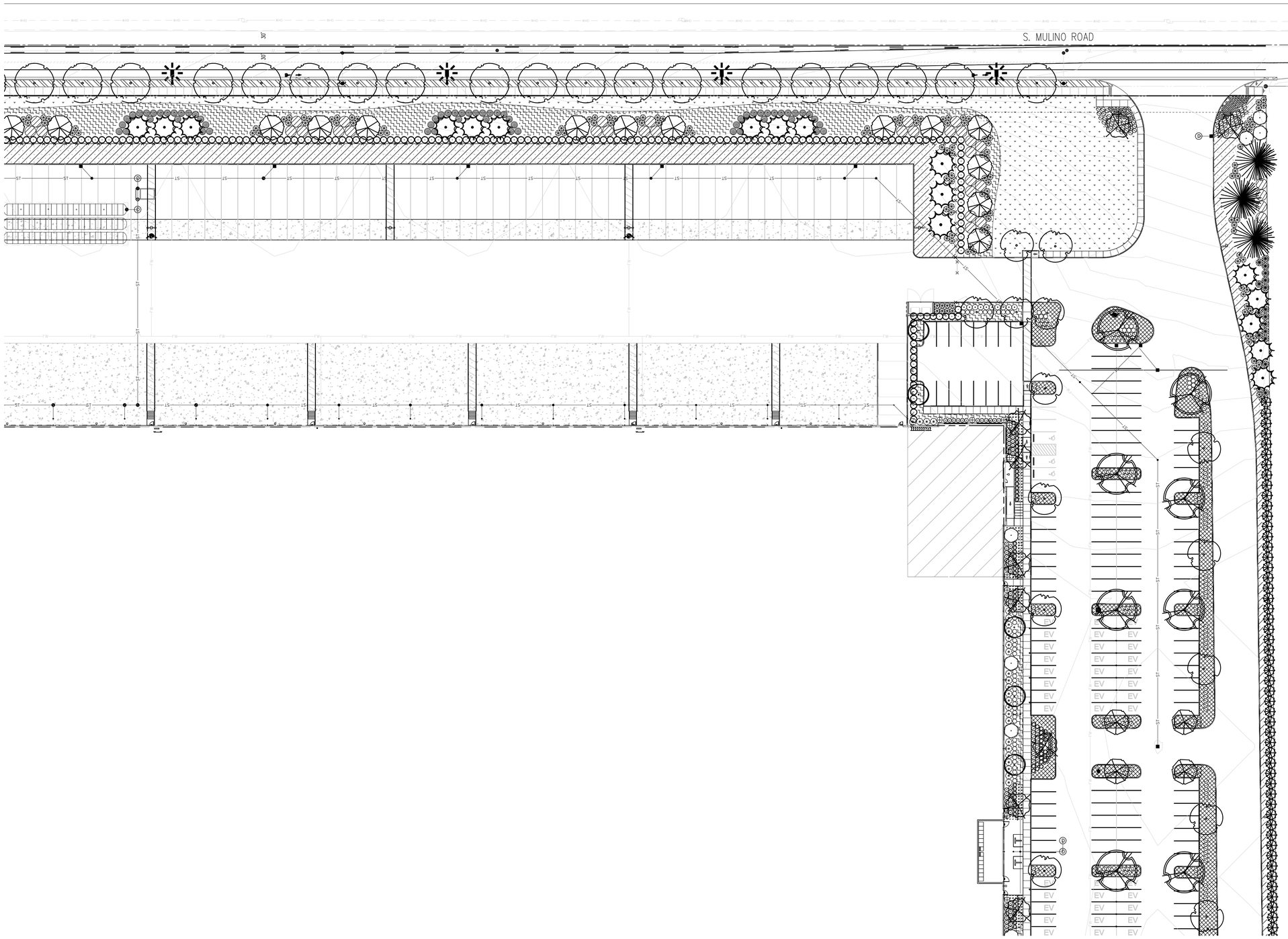

LANDSCAPE PLAN

SCALE 1" = 30'-0"

VLMK
ENGINEERING + DESIGN
3933 SW Kelly Avenue
Portland, Oregon 97239
503.222.4453
VLMK.COM

OTTEN + ASSOCIATES
LANDSCAPE ARCHITECTURE
3933 South Kelly Avenue, Suite B
Portland, OR, 97239
(503) 972-0311
www.ottenla.com

SEQUOIA
LOGISTICS CENTER

Trammell Crow Company

PROJECT NAME
SEQUOIA
LOGISTICS CENTER
SHELL BUILDING

2121 S TOWNSHIP ROAD
CANBY, OR 97013

REVISIONS

△	DATE	DESCRIPTION

FOR REFERENCE ONLY
NOT FOR CONSTRUCTION

DATE
APRIL 2024

SCALE	PROJ. NO.
AS NOTED	20220551
DRAWN	CHECKED

LANDSCAPE
PLAN

L1.2

PROGRESS SET 4.16.24

C:\Users\ee_z_\Synology Drive\Projects\PLANTING\VLMK\Sequoia Logistics (Canby South)\A24-Canby South-LS.dwg - 4/13/2024 12:17 AM

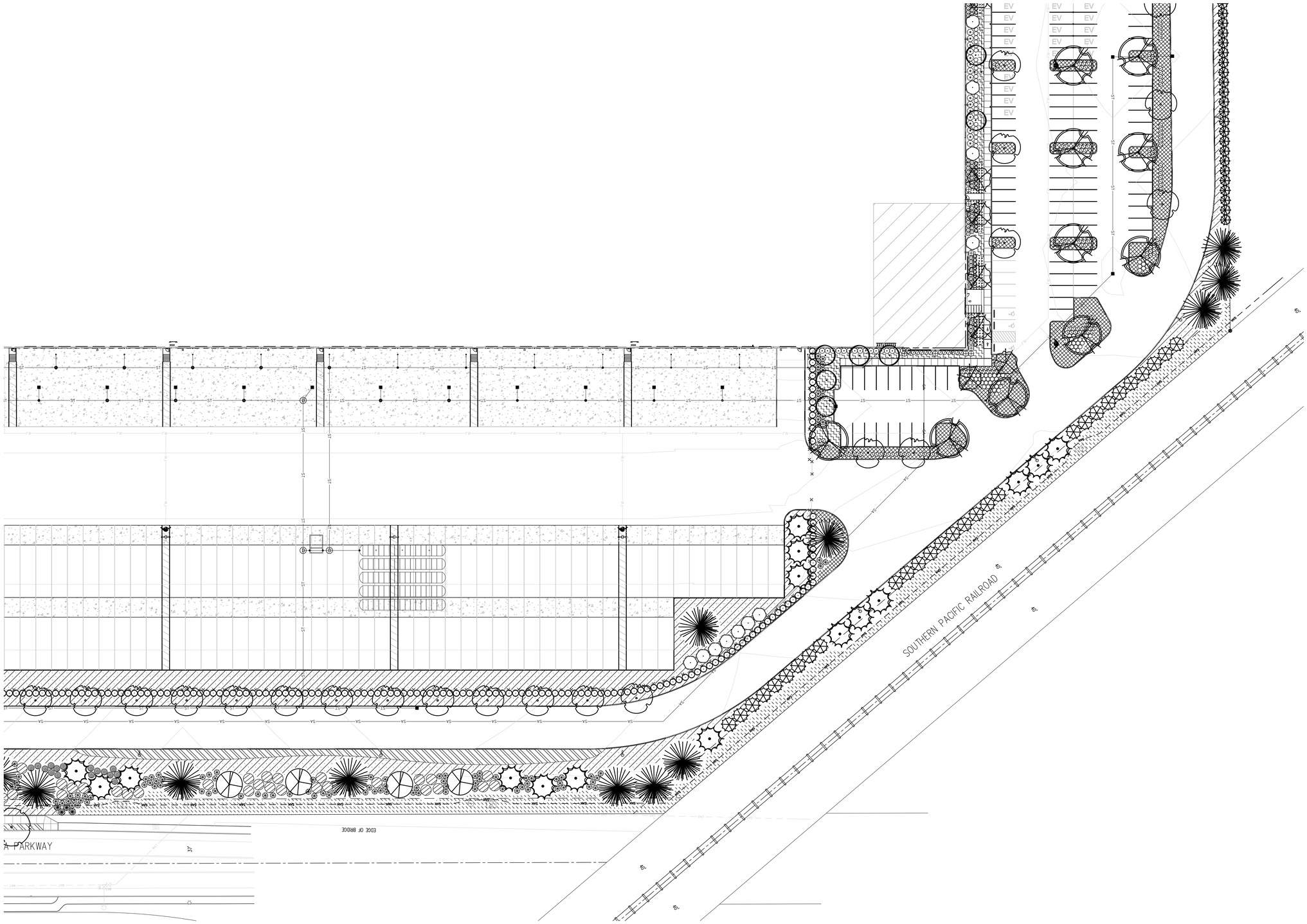

LANDSCAPE PLAN

SCALE 1" = 30'-0"

VLMK
ENGINEERING + DESIGN
3933 SW Kelly Avenue
Portland, Oregon 97239
503.222.4453
VLMK.COM

OTTEN + ASSOCIATES
LANDSCAPE ARCHITECTURE
3933 South Kelly Avenue, Suite B
Portland, OR, 97239
(503) 972-0311
www.ottenla.com

SEQUOIA
LOGISTICS CENTER

Trammell Crow Company

PROJECT NAME
SEQUOIA
LOGISTICS CENTER
SHELL BUILDING

2121 S TOWNSHIP ROAD
CANBY, OR 97013

REVISIONS

	DATE	DESCRIPTION

FOR REFERENCE ONLY
NOT FOR CONSTRUCTION

DATE
APRIL 2024

SCALE	PROJ. NO.
AS NOTED	20220551
DRAWN	CHECKED

LANDSCAPE
PLAN

L1.3

PROGRESS SET 4.16.24

C:\Users\rex_z_\Synology\Drive\Projects\PLANTING\VLMK\Sequoia Logistics (Canby South)\A24-Canby South-LS.dwg - 4/13/2024 12:19 AM

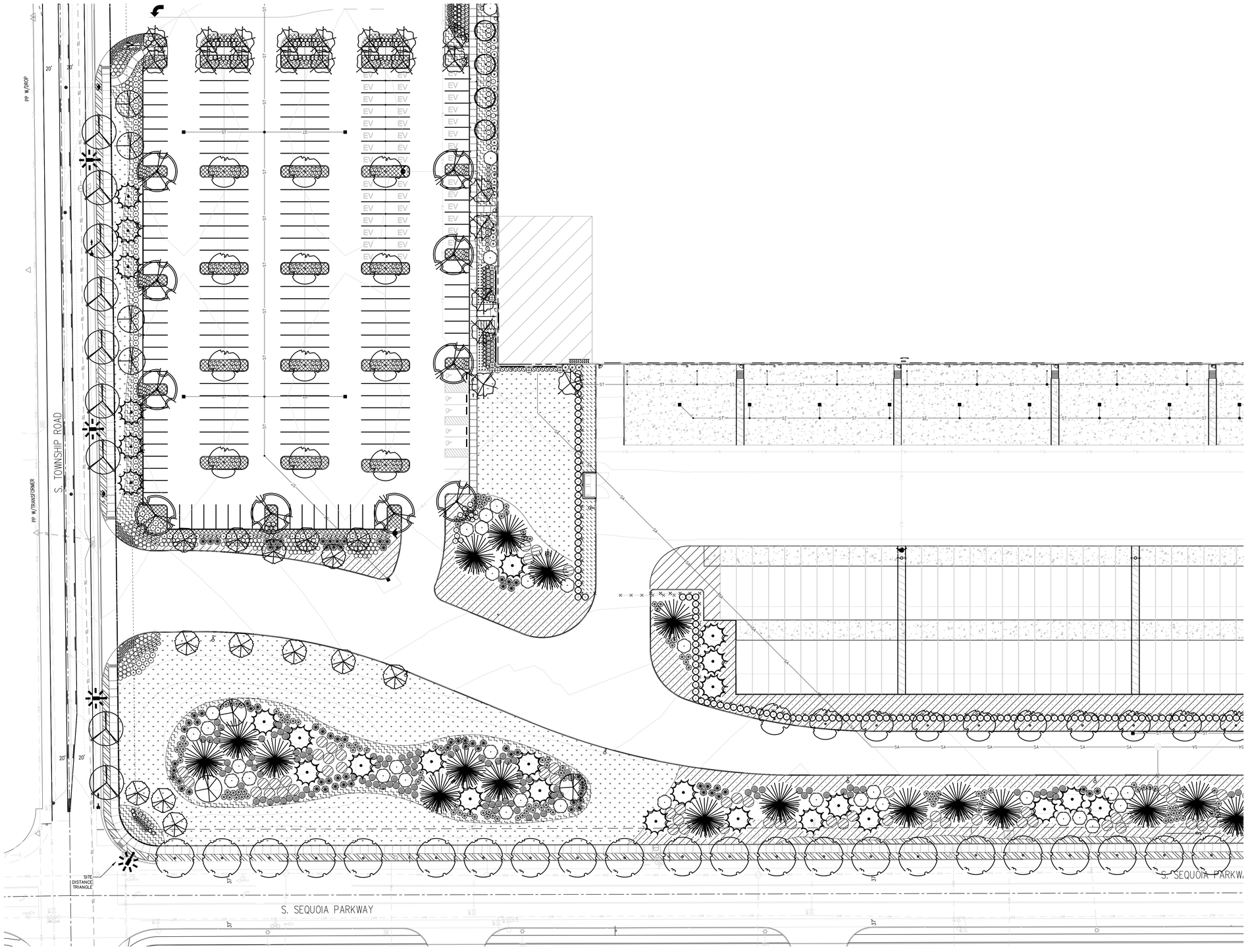

LANDSCAPE PLAN

SCALE 1" = 30'-0"

VLMK
ENGINEERING + DESIGN
3933 SW Kelly Avenue
Portland, Oregon 97239
503.222.4453
VLMK.COM

OTTEN + ASSOCIATES
LANDSCAPE ARCHITECTURE
3933 South Kelly Avenue, Suite B
Portland, OR, 97239
(503) 972-0311
www.ottenla.com

SEQUOIA LOGISTICS CENTER

Trammell Crow Company

PROJECT NAME
SEQUOIA
LOGISTICS CENTER
SHELL BUILDING

2121 S TOWNSHIP ROAD
CANBY, OR 97013

REVISIONS

	DATE	DESCRIPTION

FOR REFERENCE ONLY
NOT FOR CONSTRUCTION

DATE	
APRIL 2024	
SCALE	PROJ. NO.
AS NOTED	20220551
DRAWN	CHECKED

LANDSCAPE PLAN

L1.4

PROGRESS SET 4.16.24

C:\Users\ee_z_\Synology Drive\Projects\PLANTING\VLMK\Sequoia Logistics (Canby South)\Kk24-Canby South-LS.dwg - 4/13/2024 12:20 AM

LANDSCAPE SPECIFICATIONS

QUALITY ASSURANCE AND SITE CONDITIONS:

GENERAL: The apparent omission from the Specifications and Plans as to any detail, or description concerning any point, shall be regarded as meaning that only the best general practice is to prevail and that only material and workmanship of first quality are to be used.

Landscape contractor must site visit prior to bidding to view existing conditions.

PERFORMANCE QUALITY ASSURANCE: Use adequate numbers of skilled workers who are thoroughly trained and experienced in the necessary horticultural practices and who are completely familiar with the specified requirements and methods needed for the proper performance of the work of this section.

NOTIFICATION: Give Landscape Architect minimum of 2 days advance notice of times for inspections. Inspections at growing site does not preclude Landscape Architect's right of rejection of deficient materials at project site. Each plant failing to meet the above mentioned "Standards" or otherwise failing to meet the specified requirements as set forth shall be rejected and removed immediately from the premises by the Contractor and at Contractor's expense, and replaced with satisfactory plants or trees conforming to the specified requirements.

SUBSTITUTIONS: Only as approved by the Landscape Architect or the Owner's Representative.

GUARANTEE AND REPLACEMENT: All plant material shall be guaranteed from final acceptance for one full growing season or one year, whichever is longer. During this period the Contractor shall replace any plant material that is not in good condition and producing new growth (except that material damaged by severe weather conditions, due to Owner's negligence, normally unforeseen peculiarities of the planting site, or lost due to vandalism). Guarantee to replace, at no cost to Owner, unacceptable plant materials with plants of same variety, age, size and quality as plant originally specified. Conditions of guarantee on replacement plant shall be same as for original plant. Landscape Contractor shall keep available on site all receipts for soil amendment and topsoil deliveries for Owner's Representative's,

PROTECTION: Call 811 Dig prior to doing work a minimum of 48 hours but no longer than 10 days to verify location of underground utilities. Protect existing roads, sidewalks, and curbs, landscaping, and other features remaining as final work. Install erosion-control measures to prevent erosion, run-off, or airborne dust dispersing to adjacent properties. Repair any damage to service lines, existing features, etc. caused by landscaping installation to existing condition or better .

PLANT QUALITY ASSURANCE: Deliver direct from nursery. Maintain and protect roots of plant material from drying or other possible injury. Store plants in shade and protect them from weather immediately upon delivery, if not to be planted within four hours. All plants shall conform to all applicable standards of the latest edition of the "American Association of Nurserymen Standards", A.N.S.I. Z60.1 – 1973. Meet or exceed the regulations and laws of Federal, State, and County regulations, regarding the inspection of plant materials, certified as free from hazardous insects, disease, and noxious weeds, and certified fit for sale in Oregon. Nursery stock shall be healthy, well branched and rooted, formed true to variety and species, full foliaged, free of disease, injury, defects, insects, weeds, and weed roots. Trees shall have straight trunks, symmetrical tips, and have an intact single leader. Any trees with double leaders will be rejected upon inspection. All Plants: True to name, with one of each bundle or lot tagged with the common and botanical name and size of the plants in accordance with standards of practice of the American Association of Nurserymen, and shall conform to the Standardized Plant Names, 1942 Edition. Container grown stock: small container-grown plants in removable containers, shall be well rooted to ensure healthy growth, and grown in containers a minimum of one year. Bare root stock: Roots well-branched and fibrous. Balled and burlapped (B&B): Ball shall be of natural size to ensure healthy growth. Ball shall be firm and the burlap sound. No loose or made ball will be acceptable.

SOIL CONDITION: Landscape Contractor is to supply and place 12" of topsoil in planting beds and 6" in lawn areas, where subgrade is comprised of soil material. Where the subgrade is gravel or construction debris, the minimal topsoil requirement is 3' for trees, 2' for shrubs, and 12" for ground cover. Landscape Contractor is to verify with the General Contractor if the on-site topsoil is conducive to proper plant growth. If on-site topsoil is not conducive to proper plant growth, the Landscape Contractor shall import the required amount. Landscape Contractor to obtain a soil analysis test of the topsoil by a qualified soil testing laboratory stating percentages of organic matter; gradation of sand, silt and clay content; cation exchange capacity; deleterious material; pH; and plant nutrient content. Report to Landscape Architect soil testing results, and the recommended fertilizer application quantities and soil amendments to be added to produce topsoil suitable for planting.

PLANTING PRODUCTS AND EXECUTION:

MANUFACTURED OR IMPORTED TOPSOIL: Soil produced off-site by homogeneously blending mineral soils or sand with stabilized organic soil amendments to produce topsoil. Shall be a sandy loam, free of all weeds, chemicals and debris harmful to lawn or plant growth. Soil to have a PH range of 5.5 to 7, a minimum of 15%-30% organic material content; 30%-60% sand content, 20%-40% silt content, and 5% -20% clay content; free of stones 1" or larger.

COMPOST: Well decomposed, stable and weed-free organic matter, PH range of 5.5 to 8; moisture content 35%-55% by weight; 100% passing through 1" sieve. Shall be derived from: agricultural, food, or industrial residual. Shall contain no substances toxic to plants, possess no objectionable odor, and not resemble the raw material from which it was derived.

FERTILIZER: Commercial grade complete fertilizer of neutral character, consisting of fast and slow-release nitrogen, 50% derived from natural organic sources. It is recommended that mycorrhizal amendments and compost tea be used in conjunction with commercial fertilizer and applied based on soil test results. DO NOT apply fertilizer to Water Quality Swale.

LIME: Agricultural limestone containing a minimum 80% calcium carbonate.

MULCH: Dark, aged, medium grind fir or hemlock bark.

ROOT BARRIER: Where tree are planted 5' or less from paving or curbs, root barrier shall be installed at the edge of the hard surface. Barrier shall be a minimum 10' length centered on trunk and 18"-24" depth. Install according to manufacture's instructions and flush with surrounding grade.

METAL EDGING: 6" metal edging shall be placed between different surface materials, at the edge of lawn areas, and gravel pathways. Edging shall be secured at regular intervals and as recommended by manufacturer with minimum 12' stakes.

SEED: Bluetag grass seed conforming to applicable State laws. No noxious weed seeds. Submit Guaranteed analysis.
Fine Lawn Seed Mix: To contain 50% Top Hat Perennial Ryegrass, 30% Derby Supreme Ryegrass, 20% Longfellow Chewings Fescue (Hobbs and Hopkins Pro-Time 303 Lawn Mix or as approved). Sow seed at 5 lbs. / 1000 sq. ft.
Rough Seed Mix: PT Lawn Seed, PT 770 Water Less Eco Lawn Mix or approved equal. Sow seed at 6 lbs. Per 1,000 sq.ft.

WEED CONTROL: All planting areas shall be prepared so that they are weed and debris free at the time of planting and until the completion of the project. Where applicable, manual and mechanical weed removal removal is preferred. When necessary, herbicide may be used in strict accordance with the manufacturer's instructions. Only use herbicide selected for species present on site.

SOIL PREPARATION: Work all areas by rototilling to a minimum depth of 8". Remove all stones over 1" size, sticks, mortar, large clumps of vegetation, roots or construction debris.. Soil shall be of a homogeneous fine texture. Level, smooth and lightly compact area to plus or minus .10 of required grades. In groundcover areas add 2" of compost and till in to the top 6" of soil. Finished grade to be an even distribution of topsoil. Grades and slopes shall be as indicated on plans. Planting bed grades shall be approximately 3" below adjacent walks or paving to allow for bark application. Finish grading shall remove all depressions or low areas and provide positive drainage throughout the area.

PLANTING HOLE EXCAVATION: Lay out all plant locations and excavate soil from planting holes to 2-1/2 times the root ball or root system width. Loosen soil inside bottom of plant hole and scarify sides if needed. Dispose of any "subsoil" or debris from excavation. Check drainage of planting hole with water, and adjust any area showing drainage problems. Excavation using mechanical augers is not acceptable.

Prepare soil mix backfill by mixing:
2 part topsoil
1 part compost

Fertilizer is to be thoroughly mixed in planting hole at rate according to plant type and size. Fertilizer quantity shall be applied based on recommendation from soil test results. Strictly follow fertilizer product application directions.

PLANTING TREES AND SHRUBS: Plant upright and face to give best appearance or relationship to adjacent plants and structures. Place 6" minimum, lightly compacted layer of prepared planting soil under root system. Loosen and remove twine binding and burlap from top 1/2 of root balls. Cut off cleanly all broken or frayed roots, and spread roots out. Stagger Plants in rows. Backfill planting hole with soil mix while working each layer to eliminate voids. When approximately 2/3 full, water thoroughly, then allow water to soak away. Place remaining backfill and dish surface around plant to hold water. Final grade should keep root ball slightly above surrounding grade, not to exceed 1". Water again until no more water is absorbed. Initial watering by irrigation system is not allowed.

ROOT BARRIER: Install root barrier if indicated on drawings or required by local jurisdiction.

STAKING OF TREES: Stake or guy all trees. Stakes shall be 2" X 2" (nom.) quality tree stakes with point. They shall be of Douglas Fir, clear and sturdy. Stake to be minimum 2/3 the height of Tree tree, not to exceed 8'-0". Drive stake firmly 1'-6" below the planting hole. Tree ties for deciduous trees shall be "Chainlock" (or better). For Evergreen trees use "Gro-Strait" Tree Ties (or a reinforced rubber hose and guy wires) with guy wires of a minimum 2 strand twisted 12 ga. wire. Staking and guying shall be loose enough to allow movement of tree while holding tree upright. At the Contractor's expense, tree stakes shall be removed after one year.

MULCHING OF PLANTINGS: Prior to mulch installation, apply granulated pre-emergent herbicide to all planting areas according to manufacturer's instructions. Mulch all planting areas with dark, aged, medium grind fir or hemlock bark (aged at least 6 months) to a depth of 2" in ground cover areas and 2½" in shrub beds. Apply evenly, not higher than grade of plant as it came from the nursery, and rake to a smooth finish. Water thoroughly, then hose down planting area with fine spray to wash leaves of plants.

SEEDING: In fine lawn area apply Commercial Fertilizer Mix "B" at 4.5 lbs. Per 1,000 sq.ft. and rake into soil surface. Establish an even, fine textured seedbed meeting grades, surfaces and texture. Sow seed with a mechanical spreader at the uniform rates as noted below. Rake seed lightly to provide cover. Install edging at lawn boundary according toe manufacturer's instructions. In rough seeded area, establish an evenly graded seedbed. Sow seed with a mechanical spreader at the uniform rates as noted below. Rake seed lightly to provide cover. Water consistently to maintain soil moisture for seed germination.

IRRIGATION: Project is to be irrigated by an automatic, underground system, which will provide full coverage for all plant material. System is to be design/ build by Landscape Contractor. Guarantee system for a minimum one year. Submit shop drawing and product data for landscape architect review.

MAINTENANCE: Protect and maintain work described in these specifications against all defects of materials and workmanship, through final acceptance. Replace plants not in normal healthy condition at the end of this period. Water, weed, cultivate, mulch, reset plants to proper grade or upright position, remove dead wood and do necessary standard maintenance operations. Irrigate when necessary to avoid drying out of plant materials, and to promote healthy growth. awn areas shall be maintained by watering, mowing, reseeding, and weeding for a minimum of 60 days after seeding. After 30 days, or after the second mowing, apply Commercial Fertilizer Mix "C" at 5 lbs. per 1,000 sq. ft. Mow and keep at 1½" to 2" in height. Remove clippings and dispose of off site.

CLEAN-UP: At completion of each division of work all extra material, supplies, equipment, etc., shall be removed from the site. All walks, paving, or other surfaces shall be swept clean, mulch areas shall have debris removed and any soil cleared from surface. All areas of the project shall be kept clean, orderly and complete.

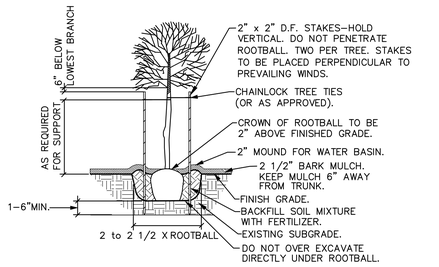

NOTE: ANY PROPOSED CHANGES TO OUR SPECIFICATION OR DETAIL SHOULD BE APPROVED BY THE LANDSCAPE ARCHITECT. LIKEWISE, IN ACCORDANCE WITH BEST PRACTICES OF LOCAL LANDSCAPE INSTALLATION, SHOULD THE LANDSCAPE CONTRACTOR FIND A PREFERRED ALTERNATE METHOD, THE LANDSCAPE ARCHITECT MAY BE SO ADVISED.

GENERAL DECIDUOUS TREE PLANTING DETAIL
NOT TO SCALE

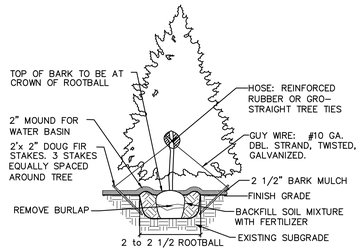

EVERGREEN TREE STAKING DETAIL
NOT TO SCALE

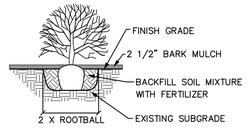

SHRUB PLANTING DETAIL
NOT TO SCALE

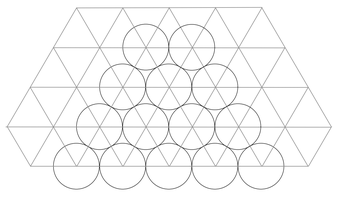

GROUNDCOVER PLANTING DETAIL
NOT TO SCALE

PLANT LIST: GENERAL LANDSCAPING

SYMBOL	QTY.	LATIN NAME/ Common Name	SIZE	SPACING
TREES				
	55	AMALANCHIER G. 'AUTUMN BRILLIANCE' Autumn Brilliance Serviceberry	2" cal.	As Shown
	73	CHAMAECYPARIS LEYLANDII Leyland Cypress	6'-7' ht.	As Shown
	51	CHITALPA 'PINK DAWN' Pink Dawn Chitalpa	2" cal.	As Shown
	20	GINKGO 'PRINCETON SENTRY' Princeton Sentry Ginkgo	2" cal.	As Shown
	67	GLEDITSIA TRIACANTHOS INERMIS Honey Locust	2" cal.	As Shown
	10	NYSSA SYLVATICA 'GUM DROP' Gum Drop Tupelo	3" cal.	As Shown
	37	PICEA ABIES Norway Spruce	8'-10' ht.	As Shown
	84	PINUS FLEXILIS Limber Pine	8'-10' ht.	As Shown
	38	QUERCUS HYPOLEUCOIDES Silver Oak	2" cal.	As Shown
	16	RHAMNUS PURSHIANA Cascara	2" cal.	As Shown
	31	THUJA PLICATA 'FASTIGIATA' Hogan Cedar	6' ht.	As Shown
	56	ZELKOVA SERRATA 'VILLAGE GREEN' Village Green Zelkova	3" cal.	As Shown
SHRUBS				
	116	ABELIA X 'ROSE CREEK' Rose Creek Abelia	5 gal.	4' o.c.
	66	ARBUTUS UNEDO Strawberry Tree	5 gal.	8' o.c.
	423	HEBE 'WESTERN HILLS' Western Hills Hebe	2 gal.	3' o.c.
	154	CEANOTHUS 'BLUE JEANS' Holly Leaf Mountain Lilac	5 gal.	5' o.c.
	978	CISTUS X HYBRIDUS White Rockrose	5 gal.	3' o.c.
	387	CORNUS ALBA 'BAILHALO' Ivory Halo Dogwood	5 gal.	4' o.c.
	56	LOROPETALUM 'SUZANNE' Suzanne Fringe Flower	5 gal.	4' o.c.
	528	MAHONIA AQUIFOLIUM Tall Oregon Grape	5 gal.	4' o.c.
	117	PIERIS JAPONICA 'LITTLE HEATH' Little Heath Lily Of The Valley	2 gal.	3 o.c.
	98	DRIMYS LANCEOLATA Mountain Pepper	5 gal.	5' o.c.
	606	PRUNUS LAUROCERASUS 'NANA' English Laurel	4'-5' ht.	5' o.c.
	164	VIBURNUM PLIC. TOM. 'MARIESII' Mariesii Doublefile Viburnum	5 gal.	8' o.c.
	104	SPIRAEA JAPONICA 'GOLDMOUND' Goldmound Spirea	2 gal.	3' o.c.
	36	TAXUS x MEDIA 'HICKSII' Hick's Yew	5 gal.	4' o.c.
	304	VIBURNUM TINUS 'SPRING BOUQUET' Spring Bouquet Viburnum	5 gal.	4' o.c.
	231	VIBURNUM DAVIDII David Viburnum	5 gal.	3' o.c.
GROUNDCOVER AND PERENNIALS				
	3,503	ARCTOSTAPHYLOS UVA-URSI "MASS." Massachusetts Kinnikinnick	1 gal.	3' o.c.
	756	CAREX TESTACEA Orange Sedge	1 gal.	2' o.c.
	3,005	COTONEASTER DAMM. 'EICHOLZ' Eicholz Cotoneaster	1 gal.	5' o.c.
	2,503	EUONYMUS FORTUNEI 'COLORATUS' Purple Wintercreeper	1 gal.	3' o.c.
	421	HELICTOTRICHON SEMPERVIRENS Blue Oat Grass	1 gal.	2' o.c.
	3,461	MAHONIA REPENS Creeping Mahonia	1 gal.	3' o.c.
SEEDED AREAS				
	96,000sf	WATER LESS ECO-LAWN MIX ProTime 770 Mix	Seed	6 pounds per 1000 square feet
OTHER				
	32,000sf	BARK MULCH See Specifications		

VLMK
ENGINEERING + DESIGN
3933 SW Kelly Avenue
Portland, Oregon 97239
503.222.4453
VLMK.COM

OTTEN + ASSOCIATES
LANDSCAPE ARCHITECTURE
3933 South Kelly Avenue, Suite B
Portland, OR, 97239
(503) 972-0311
www.ottenla.com

SEQUOIA LOGISTICS CENTER

Trammell Crow Company

PROJECT NAME
SEQUOIA LOGISTICS CENTER
SHELL BUILDING

2121 S TOWNSHIP ROAD
CANBY, OR 97013

REVISIONS

	DATE	DESCRIPTION

FOR REFERENCE ONLY
NOT FOR CONSTRUCTION

DATE APRIL 2024
SCALE AS NOTED
PROJ. NO. 20220551
DRAWN
CHECKED

LANDSCAPE SPECS & DETAILS

L2.0

PROGRESS SET 4.16.24

C:\Users\ee_2_Synology Drive\Projects\PLANTING\VLMK\Sequoia Logistics (Canby South)\A24-Canby South-LS.dwg - 4/13/2024 12:20 AM

D-Series Size 2

LED Area Luminaire

Catalog Number: See ELC1.0

Notes: For Catalog numbers

Type: SA1, SA2, SB

Hit the Tab key or mouse over the page to see all interactive elements.

Introduction

The modern styling of the D-Series features a highly refined aesthetic that blends seamlessly with its environment. The D-Series offers the benefits of the latest in LED technology into a high performance, high efficacy, long-life luminaire.

The outstanding photometric performance results in sites with excellent uniformity, greater pole spacing and lower power density. D-Series outstanding photometry aids in reducing the number of poles required in area lighting applications with typical energy savings of up to 80% vs. 1000W HID and expected service life of over 100,000 hours.

Specifications

EPA: 1.06 ft² (0.10 m²)
Length: 40.59" (103.1 cm)
Width: 16.76" (42.6 cm)
Height H1: 8.11" (20.6 cm)
Height H2: 3.96" (10.1 cm)
Weight: 46 lbs (20.9 kg)

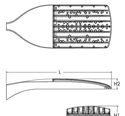

design select

Items marked by a shaded background qualify for the Design Select program and ship in 15 days or less. To learn more about Design Select, visit www.acuitybrands.com/designselect.
***See ordering tree for details**

Design Select options indicated by this color background.

Ordering Information

EXAMPLE: DSX2 LED P7 40K 70CRI T3M MVOLT SPA NLTAIR2 PIRHN DDBXD

DSX2 LED

Series	LEDs	Color temperature[1]	Color Rendering Index[1]	Distribution			Voltage	Mounting
DSX2 LED	**Forward optics**	(this section 70CRI only)		AFR Automotive front row	T5M Type V medium	MVOLT (120V-277V)[2]	**Shipped included**
	P1 P5	30K 3000K	70CRI	T1S Type I short	T5LG Type V low glare	HVOLT (347V-480V)[2,3]	SPA Square pole mounting (4ft drilling)
	P2 P6	40K 4000K	70CRI	T2M Type II medium	T5W Type V wide	XVOLT (277V - 480V)[2,3]	RPA Round pole mounting (4ft drilling)
	P3 P7	50K 5000K	70CRI	T3M Type III medium	BLC3 Type III backlight control[4]	120 [4,5,6]	SPA5 Square pole mounting (5ft drilling)[7]
	P4 P8	(this section 80CRI only, extended lead times apply)		T3LG Type III low glare[4]	BLC4 Type IV backlight control[4]	208 [4,5,6]	RPA5 Round pole mounting (5ft drilling)[7]
	Rotated optics			T4M Type IV medium		240 [4,5,6]	SPABN Square narrow pole mounting (4ft drilling)
	P10[8] P13[8]	27K 2700K	80CRI	T4LG Type IV low glare[4]	LCCO Left corner cutoff[1]	277 [4,5,6]	WBA Wall bracket [9]
	P11[8] P14[8]	30K 3000K	80CRI	T4FTM Forward throw medium	RCCO Right corner cutoff[1]	347 [4,5,6]	MA Mast arm adapter (mounts on 2 3/8" OD horizontal tenon)
	P12[8]	35K 3500K	80CRI	Order with wind window (WW) is required to accommodate sensors. See page 2 for more details.		480 [4,5,6]	
		40K 4000K	80CRI				
		50K 5000K	80CRI				

Control options	Other options		Finish (required)
Shipped installed	PE[9] Seven-pin receptacle only (controls ordered separately) [10,11]	**Shipped installed**	**Shipped separately**	DDBXD Dark Bronze
NLTAIR2 PIRHN nLight AIR gen 2 enabled with bi-level motion / ambient sensor, 8–40' mounting height, ambient sensor enabled at 2fc [10,11,12,13]	FAO Field adjustable output [11,12]	SPD20KV 20KV surge protection	DSCE External Glare Shield (reversible, field install required, matches housing finish)	DBLXD Black
PIR High/low, motion/ambient sensor, 8–40' mounting height, ambient sensor enabled at 2fc [12,13]	BL30 Bi-level switched dimming, 30% [10,11]	HS Houseside shield (black finish standard)[14]		DNAXD Natural Aluminum
PER NEMA twist-lock receptacle only (controls ordered separately) [10]	BL50 Bi-level switched dimming, 50% [10,11]	L90 Left rotated optics[1]	BSDB Bird Spikes (field install required)	DWHXD White
PERS Five-pin receptacle only (controls ordered separately) [10,11]	DMG 0-10v dimming wires pulled outside fixture (for use with an external control, ordered separately)[11]	R90 Right rotated optics[1]		DDBTXD Textured dark bronze
		CCE Coastal Construction [15]		DBLBXD Textured black
	DS Dual switching [16,17,18]	HA 50°C ambient operation [19]		DNATXD Textured natural aluminum
		BAA Buy American Act Compliant		DWHGXD Textured white
		SF Single fuse (120, 277, 347V) [8]		
		DF Double fuse (208, 240, 480V) [8]		
		3G Vibration rated for 3G [20]		

© 2011-2023 Acuity Brands Lighting, Inc. All rights reserved.

WDGE2 LED

Architectural Wall Sconce Visual Comfort Optic

Catalog Number:

Notes:

Type:

Hit the Tab key or mouse over the page to see all interactive elements.

Introduction

The WDGE LED family is designed to meet specifiers every wall-mounted lighting need in a widely accepted shape that blends with any architecture. The clean rectilinear design comes in four sizes with lumen packages ranging from 1,200 to 25,000 lumens, providing a true site-wide solution. Embedded with nLight® AIR wireless controls, the WDGE family provides additional energy savings and code compliance.

WDGE2 delivers up to 6,000 lumens with a soft, non-pixelated light source, creating a visually comfortable environment. When combined with multiple integrated emergency battery backup options, including an 18W cold temperature option, the WDGE2 becomes the ideal wall-mounted lighting solution for pedestrian scale applications in any environment.

Specifications

Depth (D1): 7"
Depth (D2): 1.5"
Height: 9"
Width: 11.5"
Weight: (without options) 13.5 lbs

WDGE LED Family Overview

Luminaire	Optics	Standard ESL (0°C	Cold ESL (-20°C	Sensor	Approximate Lumens (4000K, 80CRI)					
					P1	P2	P3	P4	P5	P6
WDGE1 LED	Visual Comfort	4W		--	750	1,200	2,000	--	--	--
WDGE2 LED	Visual Comfort	10W	18W	Standalone / nLight	--	1,200	2,000	3,000	4,500	6,000
WDGE2 LED	Precision Refractive	10W	18W	Standalone / nLight	700	1,200	2,000	3,200	4,200	--
WDGE3 LED	Precision Refractive	15W	18W	Standalone / nLight	6,000	7,500	8,500	10,000	12,000	--
WDGE4 LED	Precision Refractive			Standalone / nLight	--	12,000	16,000	18,000	20,000	22,000	25,000

Ordering Information

EXAMPLE: WDGE2 LED P3 40K 80CRI VF MVOLT SRM DDBXD

Series	Package	Color Temperature	CRI	Distribution	Voltage	Mounting
WDGE2 LED	P1 P10W	27K 2700K	80CRI	VF Visual comfort forward throw	MVOLT 347[1]	Shipped included
	P2 P25W	30K 3000K	90CRI	VW Visual comfort wide	480[1]	SRM Surface mounting bracket
	P3 P35W	35K 3500K				ICW Indirect Canopy/Ceiling Washer bracket (ship/damp locations only)[2]
	P4 P40W	40K 4000K				
	P5 P50W	50K[3] 5000K				
	Done with small window (SW) is required to accommodate sensors. See page 2 for more details.					

Shipped separately
AWS 3/8inch Architectural wall spacer
PBBW Surface-mounted back box (top, left, right conduit entry). Use when there is no junction box available.

Options			Finish
E4WH Emergency battery backup, Certified in CA Title 20 MAEDBS (4W, 0°C min)	**Standalone Sensors/Controls** (only available with P1SW, P2SW & P3SW)		DDBXD Dark bronze
E10WH Emergency battery backup, Certified in CA Title 20 MAEDBS (10W, 0°C min)	PIR Bi-level (100/35%) motion sensor for 8-15' mounting heights. Intended for use on switched circuits with external dusk to dawn switching.		DBLBD Black
E20WC Emergency battery backup, Certified in CA Title 20 MAEDBS (18W, -20°C min)	PIRH Bi-level (100/35%) motion sensor for 15-30' mounting heights. Intended for use on switched circuits with external dusk to dawn switching.		DNAXD Natural aluminum
PE[4] Photocell, Button Type	PIR1FC3V Bi-level (100/35%) motion sensor for 8-15' mounting heights with photocell pre-programmed for dusk to dawn operation.		DWHXD White
DS[1] Dual switching (comes with 2 drivers and 2 light engines; see page 3 for details)	PIRH1FC3V Bi-level (100/35%) motion sensor for 15-30' mounting heights with photocell pre-programmed for dusk to dawn operation.		DSSXD Sandstone
DMG[1] 0-10V dimming wires pulled outside fixture (for use with an external control, ordered separately)	**Networked Sensors/Controls** (only available with P1SW, P2SW & P3SW)		DDBTXD Textured dark bronze
BCE Bottom conduit entry for back box (PBBW). Total of 4 entry points.	NLTAIR2 PIR nLight AIR Wireless enabled, bi-level motion/ambient sensor for 8-15' mounting heights.		DBLBXD Textured black
BAA Buy American(n) Act Compliant	NLTAIR2 PIRH nLight AIR Wireless enabled bi-level motion/ambient sensor for 15-30' mounting heights.		DNATXD Textured natural aluminum
DSLE Dual Switching (1 Driver, 2 Light Engines)	NLTAIR2 PIR924 nLight AIR Wireless enabled, UL924 Listed motion/ ambient sensor for 8-15' mounting heights[5]		DWHGXD Textured white
	NLTAIR2 PIRH24 nLight AIR Wireless enabled, UL924 Listed motion/ ambient sensor for 15'-30' mounting heights[5]		DSSTXD Textured sandstone
	See page 4 for out of box functionality		

© 2019-2023 Acuity Brands Lighting, Inc. All rights reserved.

architectural area lighting

SLVT2

ARCHITECTURAL AREA/SITE

DATE: LOCATION:
TYPE: SP PROJECT: SEWELL
CATALOG #: SLVT2-72L-430-4K7-5W-CL

FEATURES

- Reliable, uniform, glare free illumination
- Types 1, 2, 3, 4W, SQ, and 5W distributions
- 3000K, 4000K, 5000K CCT
- 0-10V dimming ready
- Integral surge suppression
- Upgrade Kits

LARGENT™

RELATED PRODUCTS

SLVT2-LK SLVT2 Install

SPECIFICATIONS

CONSTRUCTION
- All housing components aluminum 360 alloy, sealed with continuous silicone rubber gaskets
- Standard configurations do not require a flat lens, optional lenses is tempered glass
- All internal and external hardware is stainless steel
- Finish: fade and abrasion resistant, electrostatically applied, thermally cured, triglycidal isocyanurate (TGIC) polyester powdercoat.
- Optical bezel finish is match the luminaire housing

LED/OPTICS
- Optical cartridge system consisting of a die cast heat sink, LED engine, TIR optics, gasket and bezel plate.
- Cartridge is easily disassembled to replace components. Optics are held in place without the use of adhesives.
- Molded silicone gasket ensures a weather-proof seal around each individual LED.
- Features revolutionary individual LED optical control based on high performance TIR optical designs.
- House Side Shield is available on Standard and Clear Lens options except any Type 5 distribution. House Side Shield is not available for any distribution using a Diffused Lens.

INSTALLATION
- Fixtures must be grounded in accordance with national, state and/or local electrical codes. Failure to do so may result in serious personal injury.

ELECTRICAL
- Luminaires have integral surge protection, UL recognized and have a surge current rating of 10,000 Amps using the industry standard 8/20uSec wave and surge rating of 372J
- Drivers are UL recognized with an inrush current maximum of <20.0 Amps maximum at 230VAC
- 100% 1% dimming range. Fixture will be wired for low voltage 0-10V dimming control
- Driver and surge suppressor are mounted to a prewired tray with quick disconnects that may be removed from the gear compartment

CONTROLS
- Egress adapter(s) shall slip over a 4"/100mm DIA. pole with the luminaire or arm slipping over the adapter to add a total of 4.5"/114mm to the overall height. Adapter(s) shall be prewired, independently rotatable 359°, and have a cast access cover with an integral lens and lanyard.

CONTROLS (CONTINUED)
- Photocell adapter shall include an internal twist lock receptacle. Photocell by others.
- Egress adapter shall require an auxiliary 10V volt supply for operation of an integral MR16 lamp in the event of emergency. The lamp may be aimed and locked into position with an adjustment range of 15°-45°. Adapter shall have a socket that accepts miniature bi-pin MR16 lamps up to 50 watts, lamp by others

CERTIFICATIONS
- ETL listed under UL 1598 and CSA C22.2 No. 250.0-08 for wet locations
- This product qualifies as a "designated country construction material" per FAR 52.225-11 Buy American-Construction Materials under Trade Agreements effective 6/06/2020. See Buy American Solutions.

WARRANTY
- See HLI Standard Warranty for additional information

KEY DATA	
LUMEN RANGE	2,805–17,582
WATTAGE RANGE	63.6–158.9
EFFICACY RANGE (LPW)	37.9–128.9
INPUT CURRENT RANGE (mA)	285/335/430/500/ 615 mA
WEIGHT	27 lbs / 12.25 kg
EPA	0.80

© 2021 Architectural Area Lighting, a division of Hubbell Lighting, Inc. Specifications subject to change without notice. 17760 Rowland St, Rowland Heights, CA 91748 / Tel 626.968.5666 / Website: www.aal.net

HUBBELL Lighting

REFERENCE SYMBOLS & WIRING

XX / XX — SHEET REFERENCE MARK

[+ XX"] — STANDARD MOUNTING HEIGHT TO CENTER UNLESS OTHERWISE NOTED ON DRAWINGS

ABBREVIATIONS

FC	FOOT CANDLES
LTG	LIGHTING
NEC	NATIONAL ELECTRICAL CODE
NEMA	NATIONAL ELECTRICAL MFGR'S ASSOCIATION.
NTS	NOT TO SCALE
OS	OCCUPANCY SENSOR
V	VOLTS
VA	VOLT-AMPERES
W	WATT
WP	WEATHERPROOF

LIGHTING DEVICES

WALL MOUNTED LUMINAIRES

[EMERGENCY]

POLE ARM MOUNT LUMINAIRE

POLE TOP MOUNT LUMINAIRE

DRAWING INDEX

DWG	DESCRIPTION
ELC1.0	ELECTRICAL TITLE SHEET & FIXTURE CUT SHEETS
ELC1.1	SITE LIGHTING PHOTOMETRIC - NE QUADRANT P2.1
ELC1.2	SITE LIGHTING PHOTOMETRIC - SE QUADRANT P2.2
ELC1.3	SITE LIGHTING PHOTOMETRIC - NW QUADRANT P2.3
ELC1.4	SITE LIGHTING PHOTOMETRIC - SW QUADRANT P2.4

VLMK ENGINEERING + DESIGN
3933 SW Kelly Avenue
Portland, Oregon 97239
503.222.4453
VLMK.COM

PHOTOMETRY | DELIVERED LUMENS | DIMENSIONAL DRAWINGS

SEQUOIA LOGISTICS CENTER

Trammell Crow Company

PROJECT NAME

SEQUOIA LOGISTICS CENTER
SHELL BUILDING

2121 S TOWNSHIP ROAD
CANBY, OR 97013

REVISIONS

⚠	DATE	DESCRIPTION

DATE: APRIL 2024

SCALE	PROJ. NO.
AS NOTED	20220551
DRAWN	CHECKED
DD	SL

SITE LIGHTING CUT SHEETS & SYMBOLS

6915 S MACADAM AVE
SUITE 200
PORTLAND, OREGON 97219
CONTACT: DAN DERHEIMER
PHONE: (503) 892-1188
engineering@mke-inc.com
Since 1979
MKE & ASSOCIATES, INC.
CONSULTING ENGINEERS
MECHANICAL AND ELECTRICAL SYSTEMS

ELC1.0

PLOTTED: DANIEL.DERHEIMER 4/22/2024 9:47 AM
X:\DWG\VL\6318\63185ELC10
X:\DWG\VL\6318\63185ELC10.dwg - 4/22/2024 9:52 AM

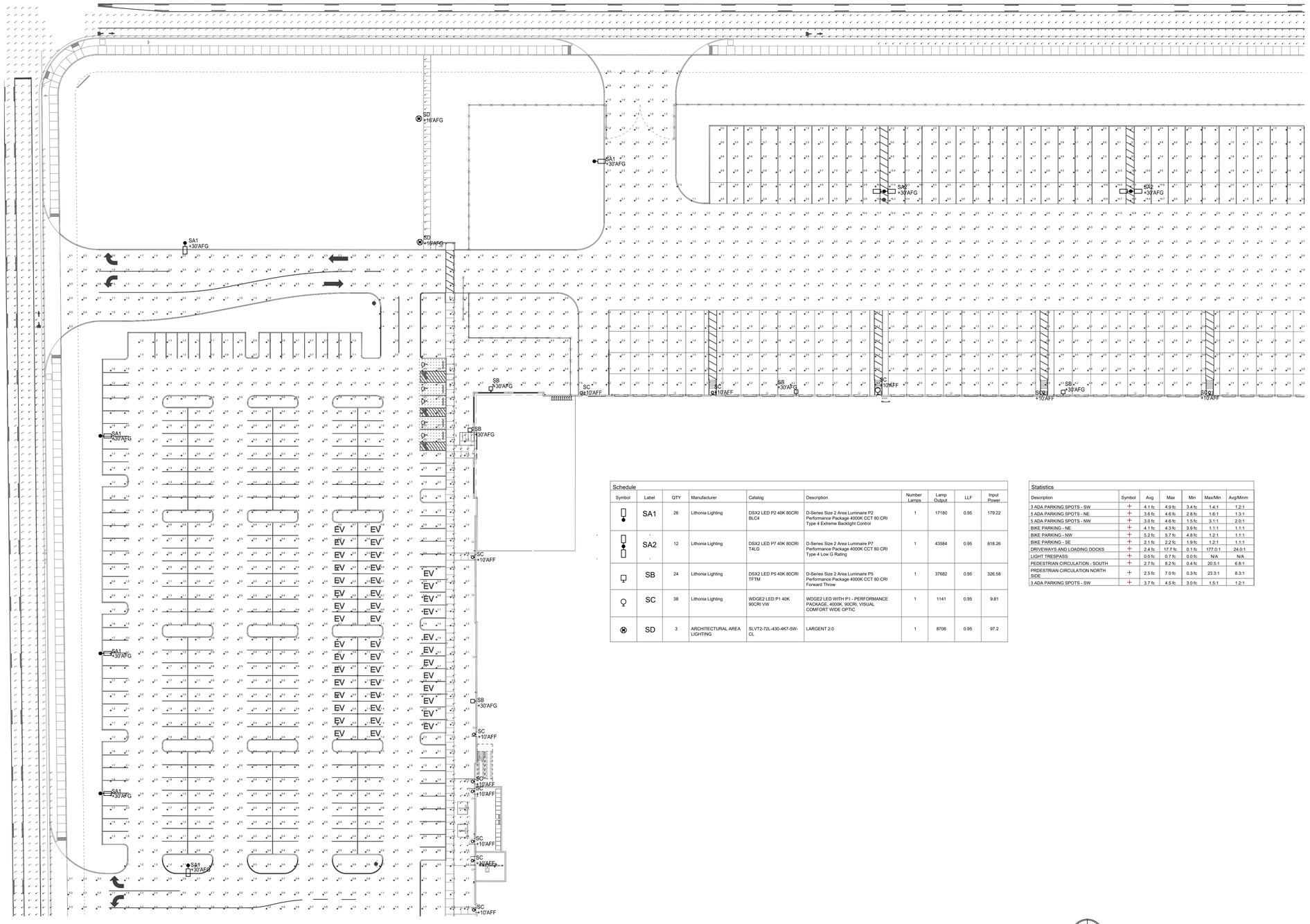

Schedule

Symbol	Label	QTY	Manufacturer	Catalog	Description	Number Lamps	Lamp Output	LLF	Input Power
	SA1	26	Lithonia Lighting	DSX2 LED P2 40K 80CRI BLC4	D-Series Size 2 Area Luminaire P2 Performance Package 4000K CCT 80 CRI Type 4 Extreme Backlight Control	1	17180	0.95	179.22
	SA2	12	Lithonia Lighting	DSX2 LED P7 40K 80CRI T4LG	D-Series Size 2 Area Luminaire P7 Performance Package 4000K CCT 80 CRI Type 4 Low G Rating	1	43584	0.95	818.26
	SB	24	Lithonia Lighting	DSX2 LED P5 40K 80CRI TFTM	D-Series Size 2 Area Luminaire P5 Performance Package 4000K CCT 80 CRI Forward Throw	1	37682	0.95	326.58
	SC	38	Lithonia Lighting	WDGE2 LED P1 40K 90CRI VW	WDGE2 LED WITH P1 - PERFORMANCE PACKAGE, 4000K, 90CRI, VISUAL COMFORT WIDE OPTIC	1	1141	0.95	9.81
	SD	3	ARCHITECTURAL AREA LIGHTING	SLVT2-72L-430-4K7-SW-CL	LARGENT 2.0	1	8706	0.95	97.2

Statistics

Description	Symbol	Avg	Max	Min	Max/Min	Avg/Minm
3 ADA PARKING SPOTS - SW	+	4.1 fc	4.9 fc	3.4 fc	1.4:1	1.2:1
5 ADA PARKING SPOTS - NE	+	3.6 fc	4.6 fc	2.8 fc	1.6:1	1.3:1
5 ADA PARKING SPOTS - NW	+	3.0 fc	4.6 fc	1.5 fc	3.1:1	2.0:1
BIKE PARKING - NE	+	4.1 fc	4.3 fc	3.9 fc	1.1:1	1.1:1
BIKE PARKING - NW	+	5.2 fc	5.7 fc	4.8 fc	1.2:1	1.1:1
BIKE PARKING - SE	+	2.1 fc	2.2 fc	1.9 fc	1.2:1	1.1:1
DRIVEWAYS AND LOADING DOCKS	+	2.4 fc	17.7 fc	0.1 fc	177.0:1	24.0:1
LIGHT TRESPASS	+	0.0 fc	0.7 fc	0.0 fc	N/A	N/A
PEDESTRIAN CIRCULATION - SOUTH	+	2.7 fc	8.2 fc	0.4 fc	20.5:1	6.8:1
PRDESTRIAN CIRCULATION NORTH SIDE	+	2.5 fc	7.0 fc	0.3 fc	23.3:1	8.3:1
3 ADA PARKING SPOTS - SW	+	3.7 fc	4.5 fc	3.0 fc	1.5:1	1.2:1

N

VLMK
ENGINEERING + DESIGN
3933 SW Kelly Avenue
Portland, Oregon 97239
503.222.4453
VLMK.COM

SEQUOIA LOGISTICS CENTER

Trammell Crow Company

PROJECT NAME

SEQUOIA
LOGISTICS CENTER
SHELL BUILDING

2121 S TOWNSHIP ROAD
CANBY, OR 97013

REVISIONS

	DATE	DESCRIPTION

DATE
APRIL 2024

SCALE	PROJ. NO.
AS NOTED	20220551
DRAWN	CHECKED
DD	SL

SITE LIGHTING
PHOTOMETRIC

6915 S MACADAM AVE
SUITE 200
PORTLAND, OREGON 97219
CONTACT: DAN DERHEIMER
PHONE: (503) 892-1188
engineering@mke-inc.com
Since 1979
MKE & ASSOCIATES, INC
CONSULTING ENGINEERS
MECHANICAL AND ELECTRICAL SYSTEMS

ELC1.1

PLOTTED: DANIEL DERHEIMER 4/22/2024 9:46 AM
X:\DWG\VLMK\6318\6318ELC11.dwg - 4/22/2024 9:53 AM

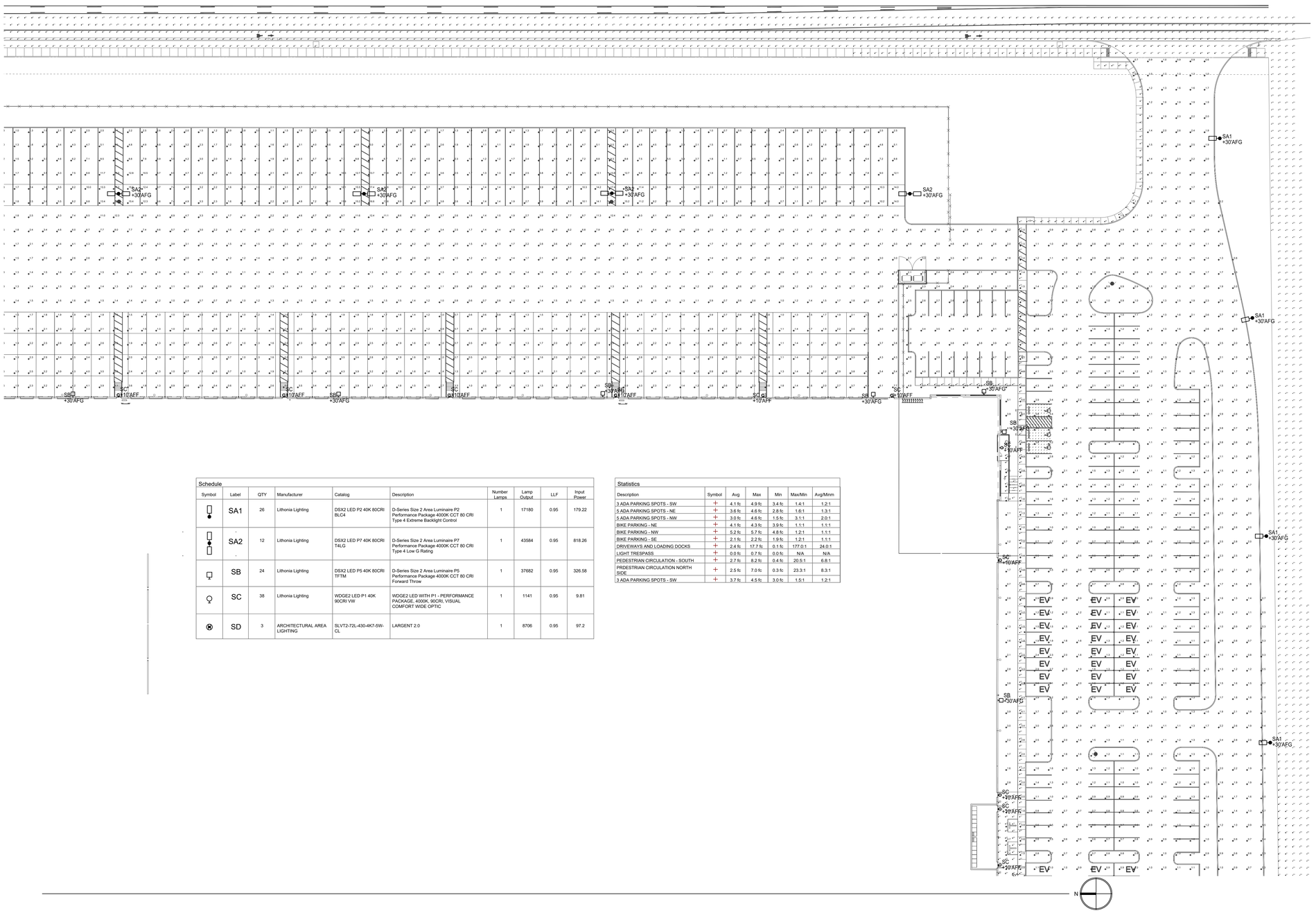

Schedule

Symbol	Label	QTY	Manufacturer	Catalog	Description	Number Lamps	Lamp Output	LLF	Input Power
	SA1	26	Lithonia Lighting	DSX2 LED P2 40K 80CRI BLC4	D-Series Size 2 Area Luminaire P2 Performance Package 4000K CCT 80 CRI Type 4 Extreme Backlight Control	1	17180	0.95	179.22
	SA2	12	Lithonia Lighting	DSX2 LED P7 40K 80CRI T4LG	D-Series Size 2 Area Luminaire P7 Performance Package 4000K CCT 80 CRI Type 4 Low G Rating	1	43584	0.95	818.26
	SB	24	Lithonia Lighting	DSX2 LED P5 40K 80CRI TFTM	D-Series Size 2 Area Luminaire P5 Performance Package 4000K CCT 80 CRI Forward Throw	1	37682	0.95	326.58
	SC	38	Lithonia Lighting	WDGE2 LED P1 40K 90CRI VW	WDGE2 LED WITH P1 - PERFORMANCE PACKAGE, 4000K, 90CRI, VISUAL COMFORT WIDE OPTIC	1	1141	0.95	9.81
	SD	3	ARCHITECTURAL AREA LIGHTING	SLVT2-72L-430-4K7-SW-CL	LARGENT 2.0	1	8706	0.95	97.2

Statistics

Description	Symbol	Avg	Max	Min	Max/Min	Avg/Minm
3 ADA PARKING SPOTS - SW	+	4.1 fc	4.9 fc	3.4 fc	1.4:1	1.2:1
5 ADA PARKING SPOTS - NE	+	3.6 fc	4.6 fc	2.8 fc	1.6:1	1.3:1
5 ADA PARKING SPOTS - NW	+	3.0 fc	4.6 fc	1.5 fc	3.1:1	2.0:1
BIKE PARKING - NE	+	4.1 fc	4.3 fc	3.9 fc	1.1:1	1.1:1
BIKE PARKING - NW	+	5.2 fc	5.7 fc	4.8 fc	1.2:1	1.1:1
BIKE PARKING - SE	+	2.1 fc	2.2 fc	1.9 fc	1.2:1	1.1:1
DRIVEWAYS AND LOADING DOCKS	+	2.4 fc	17.7 fc	0.1 fc	177.0:1	24.0:1
LIGHT TRESPASS	+	0.0 fc	0.7 fc	0.0 fc	N/A	N/A
PEDESTRIAN CIRCULATION - SOUTH	+	2.7 fc	8.2 fc	0.4 fc	20.5:1	6.8:1
PEDESTRIAN CIRCULATION NORTH SIDE	+	2.5 fc	7.0 fc	0.3 fc	23.3:1	8.3:1
3 ADA PARKING SPOTS - SW	+	3.7 fc	4.5 fc	3.0 fc	1.5:1	1.2:1

PLOTTED: DANIEL DERHEIMER 4/22/2024 9:46 AM
X:\DWG\VLK\6318\6318ELC12.dwg - 4/22/2024 9:54 AM
X:\DWG\VLK\6318\6318ELC12

VLMK
ENGINEERING + DESIGN
3933 SW Kelly Avenue
Portland, Oregon 97239
503.222.4453
VLMK.COM

SEQUOIA LOGISTICS CENTER
Trammell Crow Company

PROJECT NAME
SEQUOIA
LOGISTICS CENTER
SHELL BUILDING

2121 S TOWNSHIP ROAD
CANBY, OR 97013

REVISIONS

	DATE	DESCRIPTION

DATE
APRIL 2024

SCALE	PROJ. NO.
AS NOTED	20220551
DRAWN	CHECKED
DD	SL

SITE LIGHTING
PHOTOMETRIC

6915 S MACADAM AVE
SUITE 200
PORTLAND, OREGON 97219
CONTACT: DAN DERHEIMER
PHONE: (503) 892-1188
engineering@mke-inc.com
Since 1979
MKE & ASSOCIATES, INC.
CONSULTING ENGINEERS
MECHANICAL AND ELECTRICAL SYSTEMS

ELC1.2

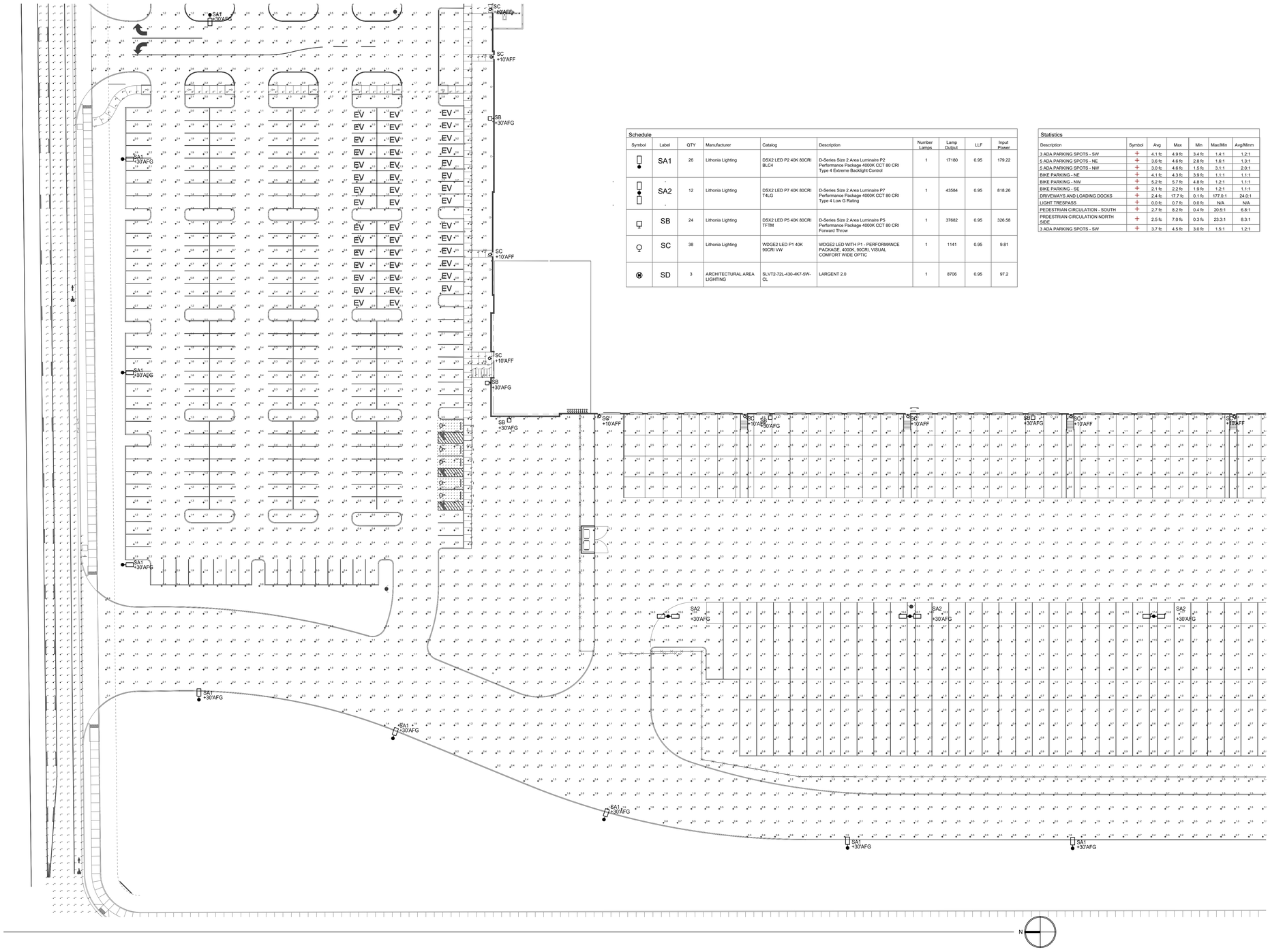

Schedule

Symbol	Label	QTY	Manufacturer	Catalog	Description	Number Lamps	Lamp Output	LLF	Input Power
	SA1	26	Lithonia Lighting	DSX2 LED P2 40K 80CRI BLC4	D-Series Size 2 Area Luminaire P2 Performance Package 4000K CCT 80 CRI Type 4 Extreme Backlight Control	1	17180	0.95	179.22
	SA2	12	Lithonia Lighting	DSX2 LED P7 40K 80CRI T4LG	D-Series Size 2 Area Luminaire P7 Performance Package 4000K CCT 80 CRI Type 4 Low G Rating	1	43584	0.95	818.26
	SB	24	Lithonia Lighting	DSX2 LED P5 40K 80CRI TFTM	D-Series Size 2 Area Luminaire P5 Performance Package 4000K CCT 80 CRI Forward Throw	1	37682	0.95	326.58
	SC	38	Lithonia Lighting	WDGE2 LED P1 40K 90CRI VW	WDGE2 LED WITH P1 - PERFORMANCE PACKAGE, 4000K, 90CRI, VISUAL COMFORT WIDE OPTIC	1	1141	0.95	9.81
	SD	3	ARCHITECTURAL AREA LIGHTING	SLVT2-72L-430-4K7-5W-CL	LARGENT 2.0	1	8706	0.95	97.2

Statistics

Description	Symbol	Avg	Max	Min	Max/Min	Avg/Minm
3 ADA PARKING SPOTS - SW	+	4.1 fc	4.9 fc	3.4 fc	1.4:1	1.2:1
5 ADA PARKING SPOTS - NE	+	3.6 fc	4.6 fc	2.8 fc	1.6:1	1.3:1
5 ADA PARKING SPOTS - NW	+	3.0 fc	4.6 fc	1.5 fc	3.1:1	2.0:1
BIKE PARKING - NE	+	4.1 fc	4.3 fc	3.9 fc	1.1:1	1.1:1
BIKE PARKING - NW	+	5.2 fc	5.7 fc	4.8 fc	1.2:1	1.1:1
BIKE PARKING - SE	+	2.1 fc	2.2 fc	1.9 fc	1.2:1	1.1:1
DRIVEWAYS AND LOADING DOCKS	+	2.4 fc	17.7 fc	0.1 fc	177.0:1	24.0:1
LIGHT TRESPASS	+	0.0 fc	0.7 fc	0.0 fc	N/A	N/A
PEDESTRIAN CIRCULATION - SOUTH	+	2.7 fc	8.2 fc	0.4 fc	20.5:1	6.8:1
PRDESTRIAN CIRCULATION NORTH SIDE	+	2.5 fc	7.0 fc	0.3 fc	23.3:1	8.3:1
3 ADA PARKING SPOTS - SW	+	3.7 fc	4.5 fc	3.0 fc	1.5:1	1.2:1

VLMK
ENGINEERING + DESIGN
3933 SW Kelly Avenue
Portland, Oregon 97239
503.222.4453
VLMK.COM

SEQUOIA LOGISTICS CENTER

Trammell Crow Company

PROJECT NAME

SEQUOIA LOGISTICS CENTER
SHELL BUILDING

2121 S TOWNSHIP ROAD
CANBY, OR 97013

REVISIONS

	DATE	DESCRIPTION

DATE APRIL 2024

SCALE AS NOTED

PROJ. NO. 20220551

DRAWN DD

CHECKED SL

SITE LIGHTING PHOTOMETRIC

6915 S MACADAM AVE
SUITE 200
PORTLAND, OREGON 97219
CONTACT: DAN DERHEIMER
PHONE: (503) 892-1188
engineering@mke-inc.com
Since 1979
MKE & ASSOCIATES, INC.
CONSULTING ENGINEERS
MECHANICAL AND ELECTRICAL SYSTEMS

ELC1.3

PLOTTED: DANIEL DERHEIMER 4/22/2024 9:47 AM
X:\DWG\VL\6318\6318ELC13
X:\DWG\VL\6318\6318ELC13.dwg - 4/22/2024 9:54 AM

Schedule									
Symbol	Label	QTY	Manufacturer	Catalog	Description	Number Lamps	Lamp Output	LLF	Input Power
	SA1	26	Lithonia Lighting	DSX2 LED P2 40K 80CRI BLC4	D-Series Size 2 Area Luminaire P2 Performance Package 4000K CCT 80 CRI Type 4 Extreme Backlight Control	1	17180	0.95	179.22
	SA2	12	Lithonia Lighting	DSX2 LED P7 40K 80CRI T4LG	D-Series Size 2 Area Luminaire P7 Performance Package 4000K CCT 80 CRI Type 4 Low G Rating	1	43584	0.95	818.26
	SB	24	Lithonia Lighting	DSX2 LED P5 40K 80CRI TFTM	D-Series Size 2 Area Luminaire P5 Performance Package 4000K CCT 80 CRI Forward Throw	1	37682	0.95	326.58
	SC	38	Lithonia Lighting	WDGE2 LED P1 40K 90CRI VW	WDGE2 LED WITH P1 - PERFORMANCE PACKAGE, 4000K, 90CRI, VISUAL COMFORT WIDE OPTIC	1	1141	0.95	9.81
	SD	3	ARCHITECTURAL AREA LIGHTING	SLVT2-72L-430-4K7-5W-CL	LARGENT 2.0	1	8706	0.95	97.2

Statistics						
Description	Symbol	Avg	Max	Min	Max/Min	Avg/Minm
3 ADA PARKING SPOTS - SW	+	4.1 fc	4.9 fc	3.4 fc	1.4:1	1.2:1
5 ADA PARKING SPOTS - NE	+	3.6 fc	4.6 fc	2.8 fc	1.6:1	1.3:1
5 ADA PARKING SPOTS - NW	+	3.0 fc	4.6 fc	1.5 fc	3.1:1	2.0:1
BIKE PARKING - NE	+	4.1 fc	4.3 fc	3.9 fc	1.1:1	1.1:1
BIKE PARKING - NW	+	5.2 fc	5.7 fc	4.8 fc	1.2:1	1.1:1
BIKE PARKING - SE	+	2.1 fc	2.2 fc	1.9 fc	1.2:1	1.1:1
DRIVEWAYS AND LOADING DOCKS	+	2.4 fc	17.7 fc	0.1 fc	177.0:1	24.0:1
LIGHT TRESPASS	+	0.0 fc	0.7 fc	0.0 fc	N/A	N/A
PEDESTRIAN CIRCULATION - SOUTH	+	2.7 fc	8.2 fc	0.4 fc	20.5:1	6.8:1
PREDESTRIAN CIRCULATION NORTH SIDE	+	2.5 fc	7.0 fc	0.3 fc	23.3:1	8.3:1
3 ADA PARKING SPOTS - SW	+	3.7 fc	4.5 fc	3.0 fc	1.5:1	1.2:1

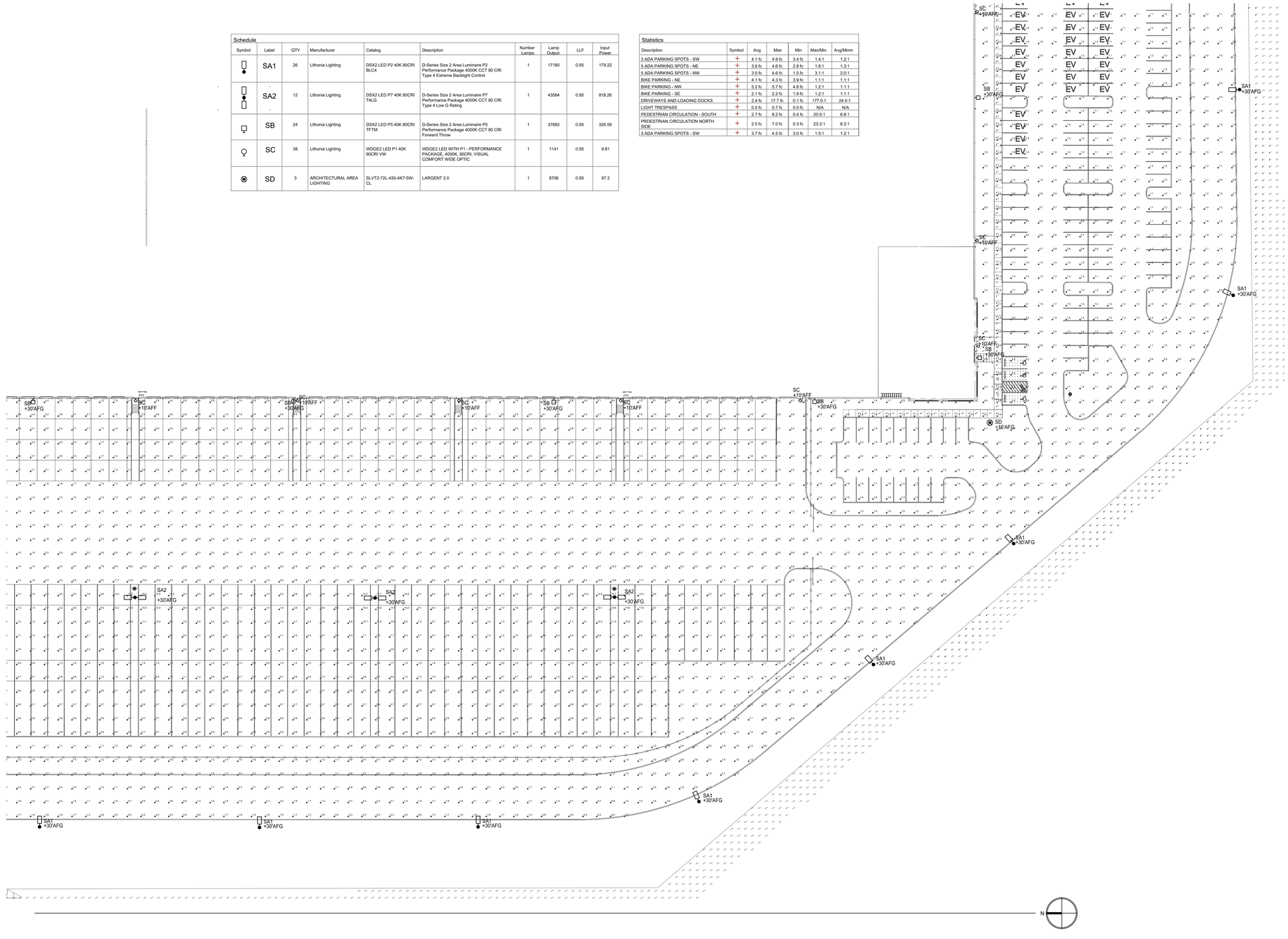

PLOTTED: DANIEL DERHEIMER 4/22/2024 9:46 AM
X:\DWG\VLK\5315\5315ELC14.dwg
X:\DWG\VLK\5318\5318ELC14.dwg - 4/22/2024 9:55 AM

VLMK
ENGINEERING + DESIGN
3933 SW Kelly Avenue
Portland, Oregon 97239
503.222.4453
VLMK.COM

SEQUOIA LOGISTICS CENTER

Trammell Crow Company

PROJECT NAME

SEQUOIA
LOGISTICS CENTER
SHELL BUILDING

2121 S TOWNSHIP ROAD
CANBY, OR 97013

REVISIONS

	DATE	DESCRIPTION

DATE
APRIL 2024

SCALE	PROJ. NO.
AS NOTED	20220551
DRAWN	CHECKED
DD	SL

SITE LIGHTING
PHOTOMETRIC

6915 S MACADAM AVE
SUITE 200
PORTLAND, OREGON 97219
CONTACT: DAN DERHEIMER
PHONE: (503) 892-1188
engineering@mke-inc.com
Since 1979
MKE & ASSOCIATES, INC
CONSULTING ENGINEERS
MECHANICAL AND ELECTRICAL SYSTEMS

ELC1.4